

C

Catalogue

IL FANALE | TORREMATO



**C**

Catalogue

**IL FANALE** | TORREMATO

# GENERAL INDEX

**A** Azienda  
Company  
pg 06

**N** New Decò  
Collection  
pg 22

**P** Persone  
People  
pg 10

**I** Industrial  
Collection  
pg 96

**C** Le collezioni  
Collections  
pg 14

**C** Country  
Collection  
pg 156

**D** Design  
pg 18

**M** Modern  
Collection  
pg 200

**D** Designers  
pg 20

**T** Torremato  
Collection  
pg 232


**O** Outdoor  
Collection  
pg 242

# INDICE PRODOTTI


PRODUCT INDEX



Alchimia - 62




Alma - 24



Anita - 196




Armada - 98




Astro - 74



Babette - 216




Bagan - 48



Barchessa - 286



Granaio - 268



Inbox-Outbox - 356



Keirei - 326




Khonus - 148



Lanterne - 244




Loft - 136



Bitta - 340



Bloom - 42




Bole - 344




Bon Ton - 208



Bon Ton Marbles - 238



Borgo - 250



Loggia - 272



London - 128




Majorette - 202




Marina - 306



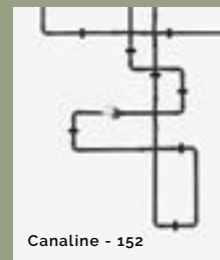
Miami - 234




Mini - 176



Calmaggiore - 256



Canaline - 152




Cantina - 172



Cascina - 166




Contrada - 158 / 290



Country - 180



Molecola - 54



Narciso - 90




Officina - 110




Patio - 294




Pliè - 30



Poggio - 162




Decorì - 310




Dress - 322



Drop - 104 / 314




Eden - 224



Etoile - 68




Evelina - 348



Ponte - 302




Porto - 276




Quadro - 298




Reporter - 116




Rilegato - 82



Saint Tropez - 330



Fior di pizzo - 186




Fiordo - 260




Galileo - 142 / 318




Game - 352



Garden - 264




Girasoli - 122




Sombrero - 228



Sunset - 220




Tabià - 192



Typha - 36



To-Be - 334



Venezia - 280

# IL VALORE ARTIGIANALE

Le nostre lampade sono opere "DI ARTE E DI LUCE" che illuminano la vostra vita domestica, sociale e professionale. Usiamo le mani, la testa e il cuore, più che le macchine. Questo dà ai nostri prodotti un carattere di unicità, proprio come fossero delle opere d'arte create dai nostri artigiani. La produzione, interamente italiana, unisce tecniche antiche a tecnologie moderne per offrire prodotti senza tempo dall'alto contenuto progettuale. Ogni singolo pezzo rappresenta la nostra volontà di aiutarvi a scrivere la storia di uno spazio attraverso la luce.

Our lamps are works "OF ART AND LIGHT" that illuminate your domestic, social and professional life. We use hands, head and heart more than machines. This gives our products a unique character, just like masterpieces created by our craftsmen. The production, entirely Italian, combines ancient techniques with modern technologies to offer timeless products with high design content.

Every single piece represents our willingness to help you write the story of your own space using light.



---

THE VALUE OF  
CRAFTSMANSHIP



# PERSONE

Alla base di quella che oggi è un'azienda che rappresenta nel mondo il "saper fare" italiano c'è il concetto di famiglia. Persone guidate dagli stessi ideali come la passione per il lavoro, per la qualità e il territorio hanno decretato il successo di un brand, differenziandolo da un'offerta di massa. La nostra filosofia predilige le persone e la qualità rispetto ai numeri. Chi lavora oggi per Il Fanale sa che è parte di una storia iniziata oltre 40 anni fa e che si scrive ogni giorno attraverso prodotti che entrano nelle case e nelle vite delle persone.

The concept of family is at the base of what today is a company that represents the Italian "know-how" in the world. People guided by the same ideals as the passion for work, for quality and for the territory made the brand successful, differentiating it from a mass offer. Our philosophy prefers people and quality to numbers. Anyone working today for Il Fanale knows they are part of a story that began over 40 years ago and is shared every day through products entering people's homes and lives.



---

PEOPLE





# LE COLLEZIONI

Non abbiamo uno stile ma cinque, per avvicinarci al vostro mondo, qualsiasi esso sia. Il Country rappresenta le nostre radici con elementi decorativi legati al passato ma indiscutibilmente attuali. L'Industrial usa tratti essenziali, toni scuri e sfumati. La finitura invecchiata è la protagonista di questo stile metropolitano e dinamico.

La nostra interpretazione dello stile Modern significa linee pulite in cui l'aspetto estetico non è mai slegato dalla componente funzionale. New Decò è la rivisitazione dei tratti caratterizzanti dell'opulento stile nato in America negli anni 20. Materiali preziosi come l'ottone abbinati al vetro conferiscono fascino e prestigio agli spazi.

Per gli animi più sensibili alla sperimentazione e alla ricerca, c'è Torremato dove lasciamo i designer liberi di esprimere il proprio concetto di luce.

Not one style but five, to get closer to your world, whatever it is.

"County" represents our roots with decorative elements linked to the past but indisputably current. "Industrial" uses essential lines, dark and shaded tones. The aged look is the main feature of this metropolitan and dynamic style.

Our vision of the "Modern" style translates into clean lines in which the aesthetic aspect is never separated from the functional component. "New Decò" is a reinterpretation of the distinctive traits of the opulent style born in America in the 1920s. Precious materials such as brass combined with glass give charm and prestige to interiors.

For the most sensitive to experimentation and innovation, there is "Torremato" the line that allows designers to freely express their concept of light.




---

COLLECTIONS



MODERN




COUNTRY



NEW DECÒ



INDUSTRIAL



TORREMATO


# DESIGN

Ci piace esprimere il nostro concetto di design come equilibrio tra elementi, risultato di una creatività mai fine a se stessa. Luce, forma, funzione e tecnologie vengono plasmati nelle varie fasi di sviluppo: l'idea che nasce nella mente del designer diviene un disegno e da qui, grazie al nostro ufficio tecnico, un progetto. Infine i nostri artigiani lavorano la materia e creano il prodotto.

Siamo sempre alla ricerca di designer che amino giocare con la luce, sperimentare e mettersi in gioco, confrontandosi con un'identità di marchio ben definita in cui il design non deve alterare l'animo artigianale, ma esaltare il valore di un prodotto manuale e della materia prima.

We love to express our design concept as a balance between elements arising from unending creativity. Light, shape, function and technologies are moulded during the different steps of creation: the idea born in the designer's mind becomes a drawing and then, thanks to our technical department, a project. In the final stage, our craftsmen process the material and create the product.

We are always looking for designers who love to play with light, explore and get involved, dealing with a well-defined brand identity in which the design should not alter the soul of craftsmanship, but enhance the value of a manual product and of the raw material.



# DESIGNERS



Enzo Berti



Matteo Bianchi



Brogliato Traverso



Calvi Brambilla



Cristina Celestino



Matteo Cibic



Paolo Dell'Elce



Fabrizio Fava



Dario Gaudio



Mirta Lando



Sara Moroni



Christian Piccolo



Elena Salmistraro



Studio Klass



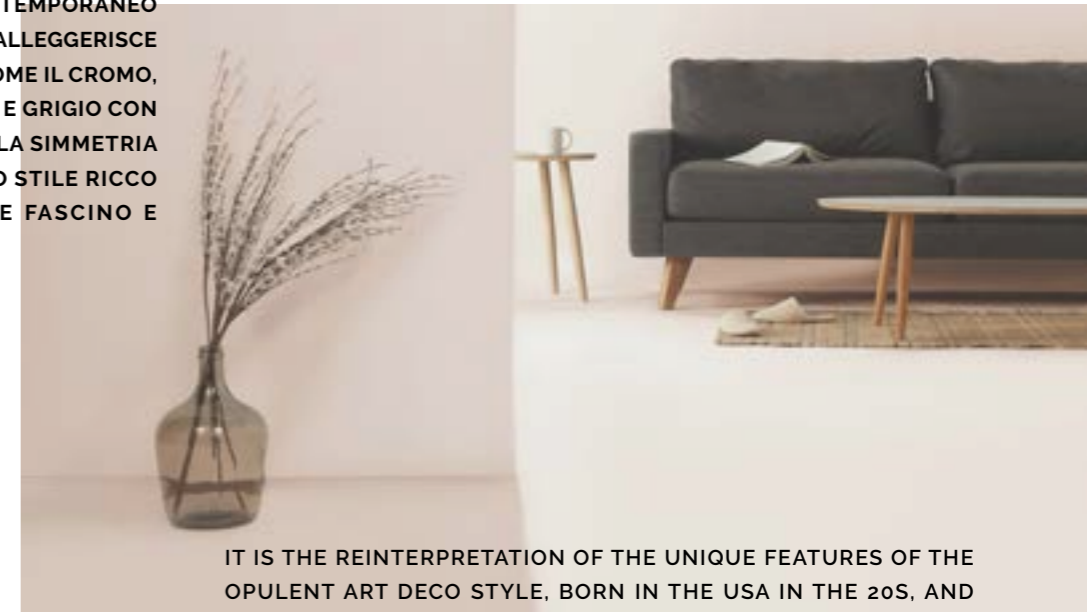
Matteo Zorzenoni

ALMA  
 PLIÈ  
 TYPHA  
 BLOOM  
 BAGAN  
 MOLECOLA  
 ALCHIMIA  
 ETOILE  
 ASTRO  
 RILEGATO  
 NARCISO



# NEW DECÒ

È LA RIVISITAZIONE DEI TRATTI CARATTERIZZANTI DELL'OPULENTO STILE ART DECO, NATO IN AMERICA NEGLI ANNI 20. ANCORA OGGI È FONTE D'ISPIRAZIONE PER IL DESIGN CONTEMPORANEO CHE NE RIPRENDE IL GUSTO MA NE ALLEGGERISCE I TRATTI. MATERIALI A SPECCHIO COME IL CROMO, TONALITÀ ORO E ARGENTO, CIPRIA E GRIGIO CON UNA NOTA COLOR MELANZANA. E LA SIMMETRIA CHE È FONDAMENTALE IN QUESTO STILE RICCO ED ENERGETICO CHE CONFERISCE FASCINO E PRESTIGIO AGLI SPAZI.



IT IS THE REINTERPRETATION OF THE UNIQUE FEATURES OF THE OPULENT ART DECO STYLE, BORN IN THE USA IN THE 20S, AND STILL A SOURCE OF INSPIRATION FOR CONTEMPORARY DESIGN THAT TAKES ITS TASTE BUT MAKES IT LIGHTER. MIRROR MATERIALS LIKE CHROME, GOLD AND SILVER SHADES, POWDER AND GRAY WITH A NOTE OF AUBERGINE COLOR. AND THE SYMMETRY THAT IS FUNDAMENTAL IN THIS RICH AND ENERGETIC STYLE THAT GIVES CHARM AND PRESTIGE TO THE SPACES.

—  
**MATTEO  
 CIBIC**

# ALMA

SUGGESTIVA FUSIONE DI VETRO E OTTONE, ALMA SI INSERISCE CON DISCREZIONE IN AMBIENTI CONTEMPORANEI LASCIANDO UN SEGNO DI LUCE INTENSO DATO DALLA FONTE LUMINOSA A LED DIMMERABILE. LA GEOMETRIA BILANCIATA CONFERISCE UN SENSO DI STABILITÀ ALLEGGERITO DALLE SFERE LUMINOSE SOSPESE. IL RISULTATO FINALE È UN OGGETTO ICONICO CON UN'AURA IMMATERIALE.

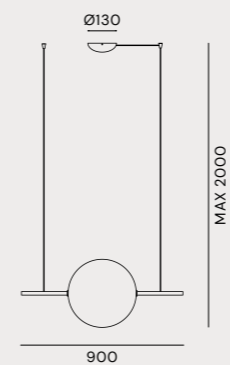
ALMA È DISPONIBILE CON FINITURA OTTONE NATURALE E NERO IN 5 MODELLI A SOSPENSIONE.

A SUGGESTIVE FUSION OF GLASS AND BRASS, ALMA FITS DISCREETLY INTO CONTEMPORARY SETTINGS, WITH INTENSE LIGHT GIVEN OFF BY THE DIMMABLE LED LIGHT SOURCE. THE BALANCED GEOMETRY GIVES A SENSE OF STABILITY LIGHTENED BY THE SUSPENDED LIGHT SPHERES. THE RESULT IS AN ICONIC OBJECT WITH AN IMMATERIAL AURA.

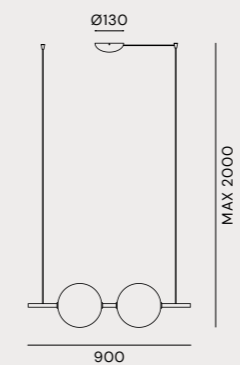
ALMA IS AVAILABLE IN 5 PENDANT MODELS WITH A NATURAL BRASS AND BLACK FINISH.



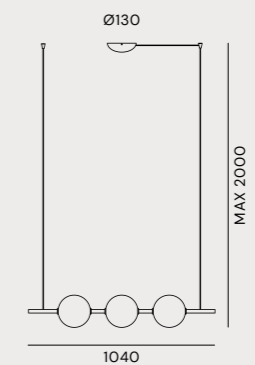




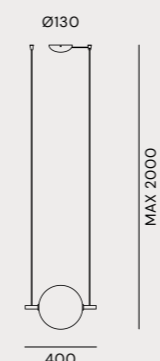
282.01.ON  
282.01.NN  
LED 13W 2700K



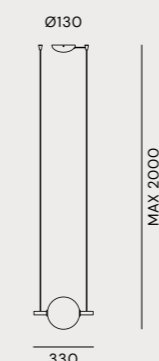
282.02.ON  
282.02.NN  
LED 17,5W 2700K



282.03.ON  
282.03.NN  
LED 13W 2700K




282.04.ON  
282.04.NN  
LED 9W 2700K



282.05.ON  
282.05.NN  
LED 9W 2700K

## Alma

### FINITURE / FINISHES


 Ottone naturale  
Natural brass  
**ON**

 Nero opaco  
Matt black  
**NN**

### Vetro / Glass

 Bianco  
White





—  
**PAOLO  
 DELL'ELCE**

# PLIÈ

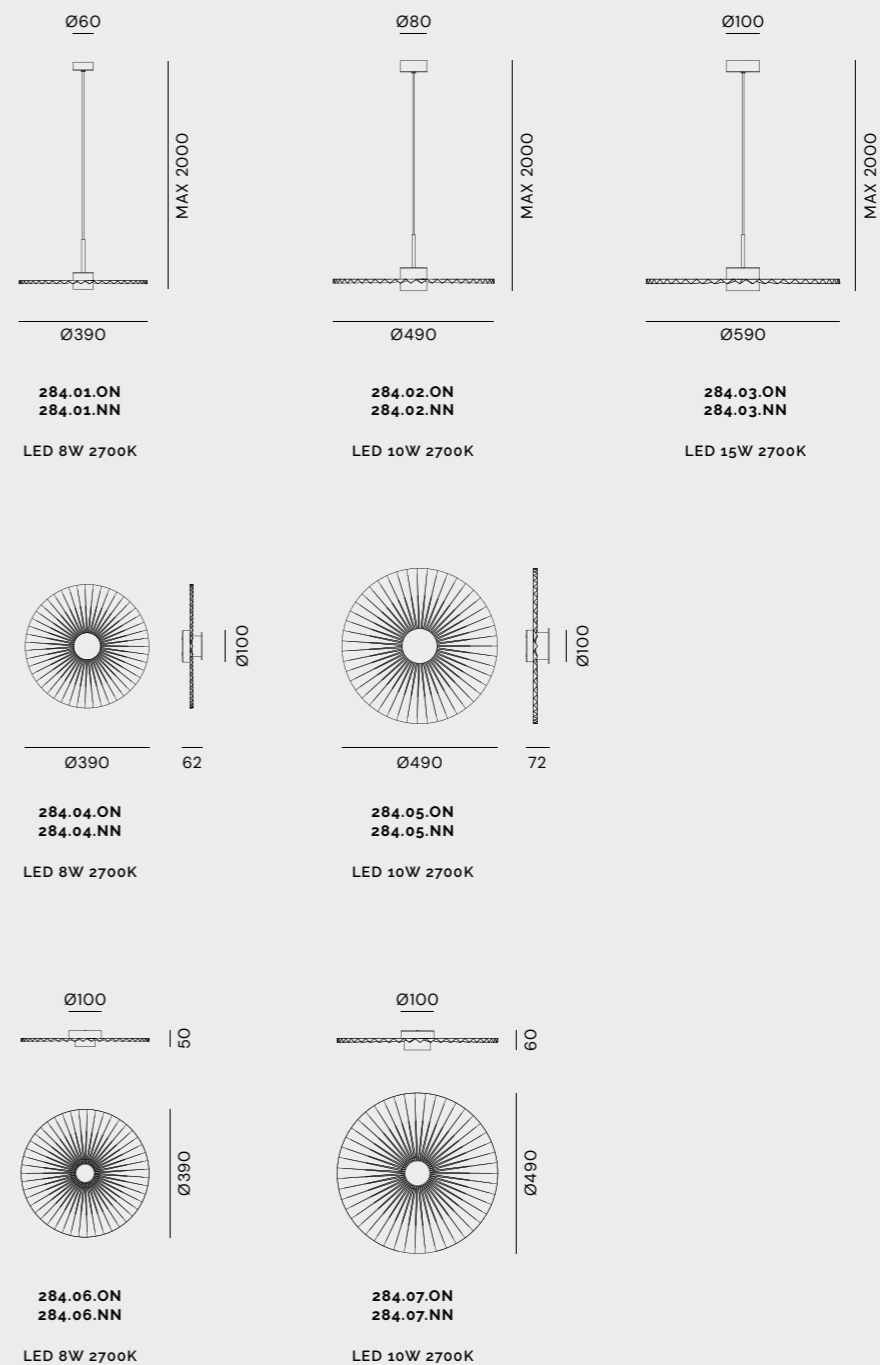
IL PROGETTO CONSISTE NELLA REINTERPRETAZIONE IN CHIAVE MODERNA DEL TRADIZIONALE DIFFUSORE CONICO IN CERAMICA CON EFFETTO "PLISSETTATO". QUESTO ELEMENTO ICONICO È STATO RIVISITATO PREVEDENDO L'USO DI OTTONE O ALLUMINIO E INTEGRANDO UNA SORGENTE LED NEL CORPO DEL DIFFUSORE.

IL RISULTATO È UN OGGETTO COMPATTO DALL'ASPETTO ROMANTICO, UTILIZZABILE SINGOLARMENTE O IN SERIE, CHE RICORDA LA GONNA A RUOTA NEGLI ELEGANTI ABITI FEMMINILI ANNI 50.

THE PROJECT CONSISTS OF A MODERN REINTERPRETATION OF THE TRADITIONAL CONICAL CERAMIC DIFFUSER WITH A "PLEATED" EFFECT. THIS ICONIC ELEMENT HAS BEEN REINTERPRETED USING BRASS OR ALUMINIUM AND ADDING A LED SOURCE INTO THE DIFFUSER.

THE RESULT IS A COMPACT OBJECT WITH A ROMANTIC LOOK THAT CAN BE USED AS A SINGLE PIECE OR IN COMBINATION AND THAT RECALLS THE ELEGANT PLEATED SKIRTS OF 1950S FEMALE FASHION.





**Pliè**

**FINITURE / FINISHES**

- Ottone naturale  
Natural brass
- Nero opaco  
Matt black

**ON**

**NN**

—  
CALVI BRAMBILLA

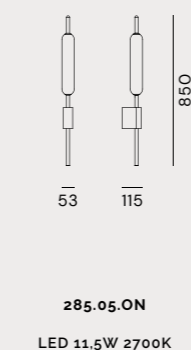

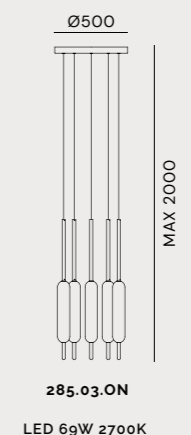
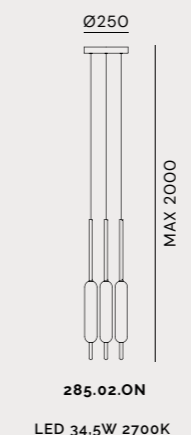
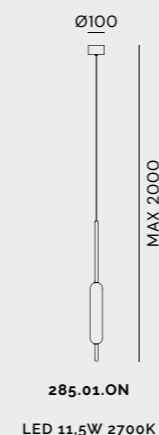
# TYPHA

LA FORMA DEL MODULO LUMINOSO È QUELLA DELLA TYPHA LATIFOLIA, NOME BOTANICO DELLA BELLISSIMA PIANTA ACQUATICA A FORMA DI SPIGA. OGNI GAMBO IN OTTONE SBOCCIA IN UNA LUCE A LED RACCHIUSA DA UN VETRO TUBOLARE. A SECONDA DELL'EFFETTO CHE SI VUOLE OTTENERE E DELLO SPAZIO DA DECORARE È POSSIBILE SCEGLIERE TRA SOSPENSIONI A UNA, TRE O SEI LUCI, IL MODELLO A PARETE O LA PIANTANA A TRE LUCI.

THE SHAPE OF THE LIGHT MODULE IS INSPIRED BY THE TYPHA LATIFOLIA, THE BOTANICAL NAME OF THIS BEAUTIFUL SPIKY WATER PLANT. EACH BRASS STEM BLOOMS IN A LED LIGHT ENCLOSED BY TUBULAR GLASS. DEPENDING ON THE DESIRED EFFECT AND THE SPACE TO DECORATE, IT IS POSSIBLE TO CHOOSE FROM PENDANT LAMPS WITH ONE, THREE OR SIX LIGHTS, THE WALL LAMP OR THE FLOOR LAMP WITH THREE LIGHTS.







## Typha

### FINITURE / FINISHES

- Vetro / Glass**
- Ottone naturale  
Natural brass
  - Bianco  
White
- ON**

—  
**MATTEO  
 ZORZENONI**

# BLOOM

BLOOM RICORDA LA PREZIOSITÀ DELLE BOTTIGLIE DI PROFUMO ANTICHE E LA FORMA DEI DIFFUSORI ORIENTALI DI ESSENZE. A SECONDA DEL VETRO E DELLA FONTE LUMINOSA PRESCELTA, L'EFFETTO PUÒ ESSERE PIÙ OVATTATO O SENSUALE.

LA MAGIA DELL'OGGETTO SI SPRIGIONA SIA DAL PEZZO SINGOLO CHE DALLA COMBINAZIONI DI PIÙ VARIANTI.

LA LINEA SI COMPONE DI LAMPADE A SOSPENSIONE E DA TAVOLO DISPONIBILI SIA CON LUCE A LED CHE A LOGENA. IL VETRO È COLOR OSTRICA O SALVIA CON LAVORAZIONE BALLOTON ANCHE IN VERSIONE SATINATA.

BLOOM RECALLS THE PRECIOUSNESS OF OLD PERFUME BOTTLES AND THE SHAPE OF ORIENTAL DIFFUSORS.

DEPENDING ON THE CHOSEN TYPE OF GLASS AND LIGHT SOURCE, THE EFFECT CAN BE MORE INTIMATE OR SENSUAL.

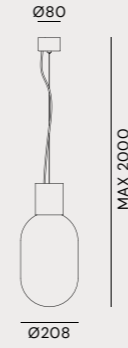
THE OBJECT RELEASES ITS MAGIC BOTH AS AN INDIVIDUAL PIECE OR IN A COMBINATION OF ELEMENTS.

THE RANGE CONSISTS OF PENDANT AND TABLE LAMPS AVAILABLE WITH LED OR HALOGEN LIGHTING. THE OYSTER PINK OR SAGE GREEN BALLOTON GLASS IS ALSO AVAILABLE WITH A SATIN FINISHING.

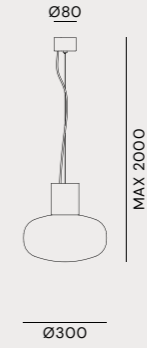




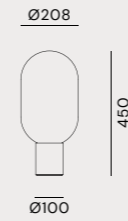




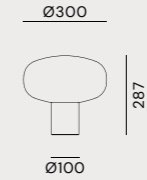
279.01.G 279.11.G  
279.01.GS 279.11.GS  
279.01.P 279.11.P  
279.01.PS 279.11.PS  
1xMax 77W E27 LED 10W 2700K



279.02.G 279.12.G  
279.02.GS 279.12.GS  
279.02.P 279.12.P  
279.02.PS 279.12.PS  
1xMax 77W E27 LED 10W 2700K



279.03.G 279.13.G  
279.03.GS 279.13.GS  
279.03.P 279.13.P  
279.03.PS 279.13.PS  
1xMax 77W E27 LED 10W 2700K



279.04.G 279.14.G  
279.04.GS 279.14.GS  
279.04.P 279.14.P  
279.04.PS 279.14.PS  
1xMax 77W E27 LED 10W 2700K

## Bloom

### FINITURE / FINISHES

#### Vetro / Glass

● Ottone naturale  
Natural brass  
**ON**

● Grigio  
Grey  
**G**

● Rosa  
Pink  
**P**

● Grigio satinato  
Frosted grey  
**GS**

● Rosa Satinato  
Frosted pink  
**PS**

—  
SARA  
MORONI


# BAGAN

BAGAN È UNA REINTERPRETAZIONE DEL TRADIZIONALE "SALISCENDI". IL RISULTATO DEL PROCESSO CREATIVO È UNA COLLEZIONE IN OTTONE CARATTERIZZATA DA UN ELEGANTE CONTRAPPESO CHE CONSENTE DI MUOVERE SU E GIÙ LA LUCE SECONDO NECESSITÀ. IMMAGINANDO I POSSIBILI SCENARI LUMINOSI E APPLICATIVI È NATA UNA LINEA "CINETICA" E FLESSIBILE DAL LINGUAGGIO STILISTICO ICONICO E CONTEMPORANEO DAL FASCINO RETRÒ. VERSATILE, RICERCATA NELLE FINITURE, INSTALLABILE SINGOLARMENTE O IN COMPOSIZIONI MULTIPLE BAGAN DIVENTA UN SISTEMA CAPACE DI ADATTARSI A VARI CONTESTI DEL VIVERE QUOTIDIANO.

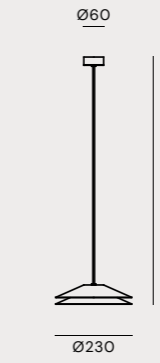
BAGAN IS A REINTERPRETATION OF THE TRADITIONAL "UP AND DOWN" LIGHT. THE RESULT OF THE CREATIVE PROCESS IS A COLLECTION IN BRASS FEATURING AN ELEGANT COUNTERWEIGHT THAT ALLOWS TO MOVE THE LIGHT UP AND DOWN AT WILL. THIS FLEXIBLE, "KINETIC" COLLECTION WITH ITS ICONIC STYLE AND RETRO CHARM WAS CONCEIVED BY IMAGINING THE VARIOUS STYLE LIGHTING AND FUNCTIONAL LIGHTING SCENARIOS. VERSATILE AND REFINED IN ITS FINISHES, BAGAN CAN BE INSTALLED INDIVIDUALLY OR IN MULTIPLE COMPOSITIONS AND BECOME A SYSTEM ADAPTABLE TO THE DIFFERENT CONTEXTS OF EVERYDAY LIVING.



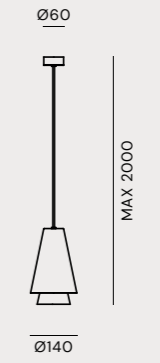




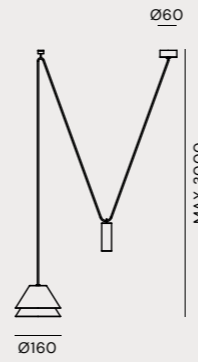
**281.01.ON**  
LED 5W 2700K



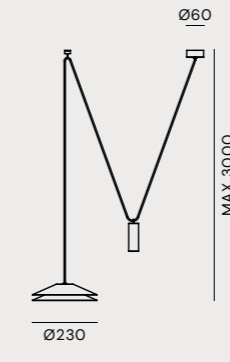
**281.02.ON**  
LED 5W 2700K



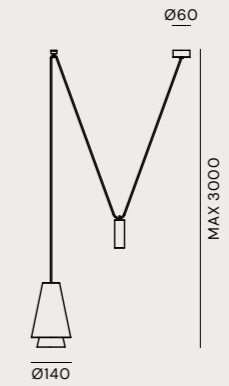
**281.03.ON**  
LED 5W 2700K



**281.04.ON**  
LED 5W 2700K



**281.05.ON**  
LED 5W 2700K



**281.06.ON**  
LED 5W 2700K

## Bagan

### FINITURE / FINISHES

- Ottone naturale  
Natural brass

**ON**



---


FABRIZIO  
FAVA

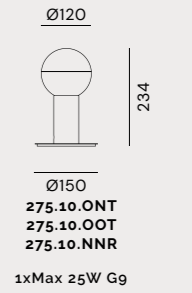
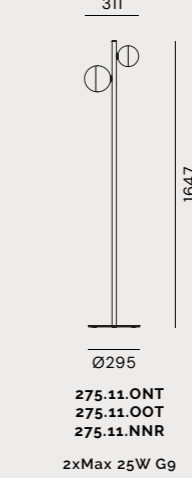
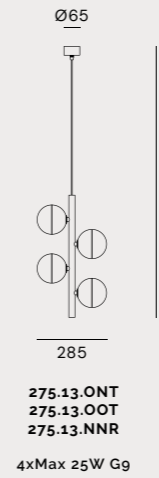
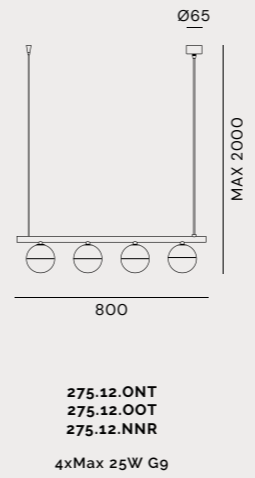
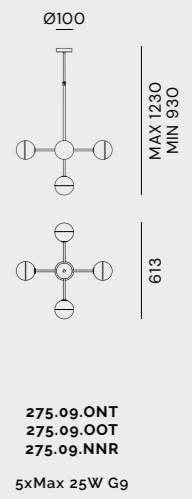
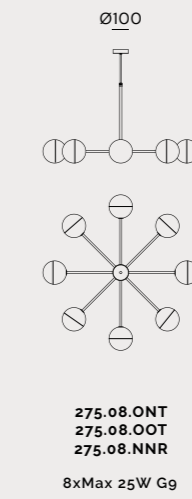
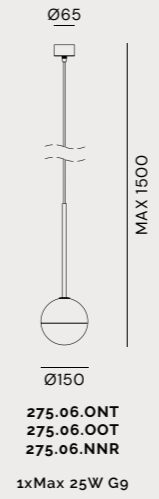
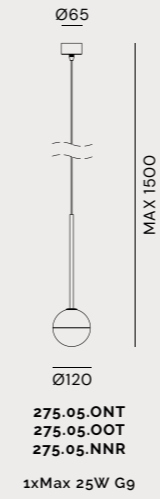
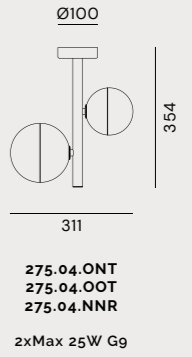
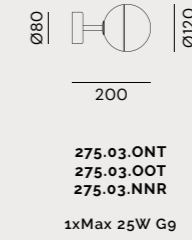
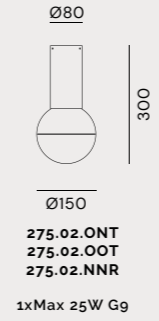
# MOLECOLA

DIVENUTA DA SUBITO UN BEST SELLER, LA COLLEZIONE MOLECOLA SI ISPIRA AL LINGUAGGIO DELL'ART DECÒ E AGLI AMBIENTI DOVE NASCE QUESTO STILE. ALLA STRUTTURA IN OTTONE SI CONTRAPPONE LA LEGGEREZZA DELLE SFERE DI VETRO SOFFIATO. MOLECOLA È UNA COLLEZIONE SOFISTICATA CHE IMPREZIOSISCE QUALSIASI AMBIENTE. GIÀ DISPONIBILE CON FINITURA OTTONE NATURALE E BRUNITO E SFERE DI VETRO TRASPARENTE E SABBIAIO, SI ARRICCHISCE ORA DELLA FINITURA IN NERO CON SFERE DI VETRO RAMATO E DI DUE NUOVE MODELLI PENDANT.

A BESTSELLER RIGHT FROM THE START, THE "MOLECOLA" COLLECTION REFLECTS THE LANGUAGE OF ART DECO AND THE ENVIRONMENTS WHERE THIS STYLE WAS BORN. THE BRASS STRUCTURE IS COUNTERBALANCED BY THE LIGHTNESS OF THE BLOWN GLASS SPHERES. MOLECOLA IS A SOPHISTICATED COLLECTION THAT ENHANCES ANY ENVIRONMENT. THIS MODEL IS ALREADY AVAILABLE WITH NATURAL AND BURNISHED BRASS FINISHING AND TRANSPARENT AND SANDBLASTED GLASS SPHERES. IT IS NOW ENRICHED WITH A BLACK FINISHING WITH COPPER-PLATED GLASS SPHERES AND WITH TWO NEW PENDANT MODELS.







## Molecola

### FINITURE / FINISHES



Ottone naturale  
Natural brass



Ottone  
Brass



Nero opaco  
Matt black

### Vetro / Glass



Trasparente/Bianco  
Transparent/White



Ramato  
Coppery






—  
BROGLIATO  
TRAVERSO

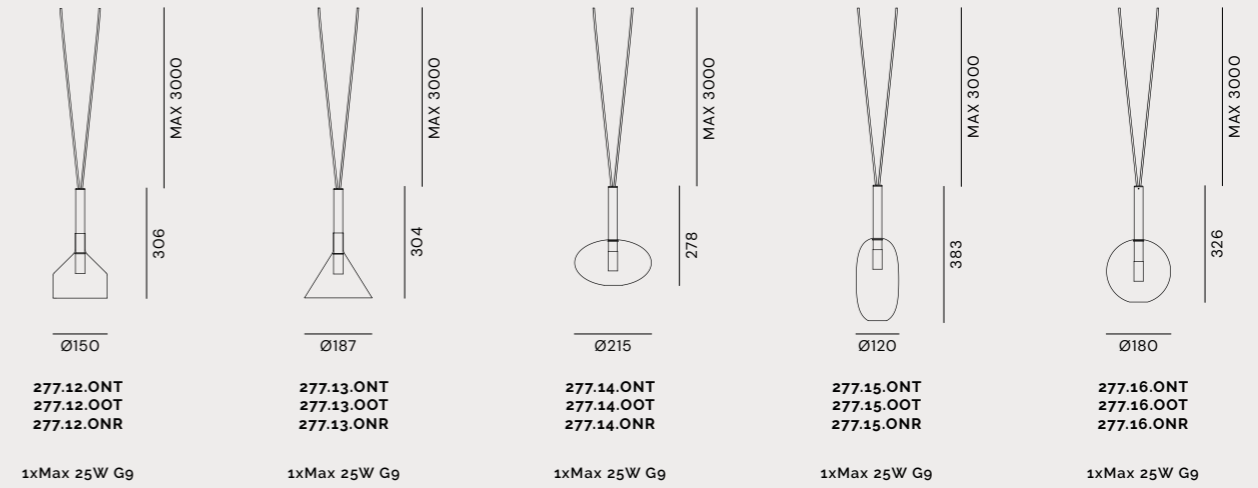
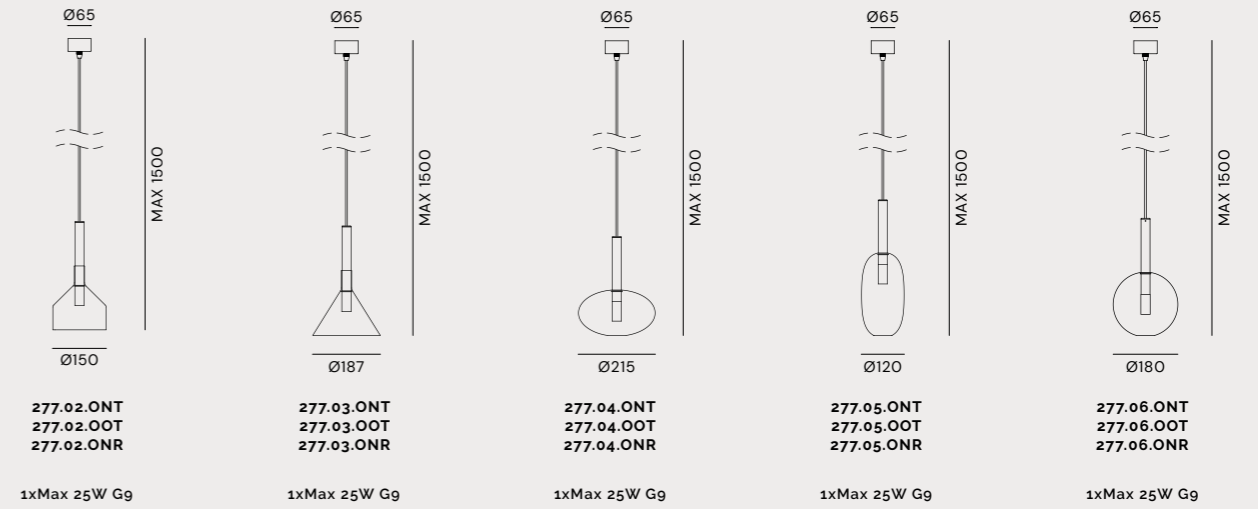

# ALCHIMIA

UN GIOCO DI PROPORZIONI ED ACCOSTAMENTI, DI DIMENSIONI, DI MATERIALI E DI FORME CHE DANNO VITA A LAMPADE IN OTTONE NATURALE O ANTICATO E VETRO TRASPARENTE, DELICATE E RAFFINATE. UNA FAMIGLIA DI LAMPADE DA COMPORRE PER RENDERE UNICO UN AMBIENTE, GENERANDO UNO SPAZIO NELLO SPAZIO: IL RISULTATO FINALE È APPUNTO UNA QUESTIONE DI ALCHIMIA.

AN INTERPLAY OF PROPORTIONS AND COMBINATIONS, OF DIMENSIONS, MATERIALS AND SHAPES GIVES LIFE TO DELICATE REFINED LAMPS MADE OF NATURAL OR ANTIQUE-EFFECT BRASS AND TRANSPARENT GLASS. A COLLECTION OF LAMPS TO PUT TOGETHER TO MAKE AN ENVIRONMENT UNIQUE, CREATING A SPACE IN SPACE: THE END RESULT IS PRECISELY A MATTER OF ALCHEMY.



Esempi di composizione p. 360  
Examples of compositions p. 360



## Alchimia

### FINITURE / FINISHES

#### Vetro / Glass

● Ottone naturale  
Natural brass  
**ON**

● Ottone  
Brass  
**OO**

● Trasparente  
Transparent  
**T**

● Ramato  
Coppery  
**R**

#### ● NOTE

Accessori a pag. 360  
Accessories on page 360

---

MIRTA  
LANDO

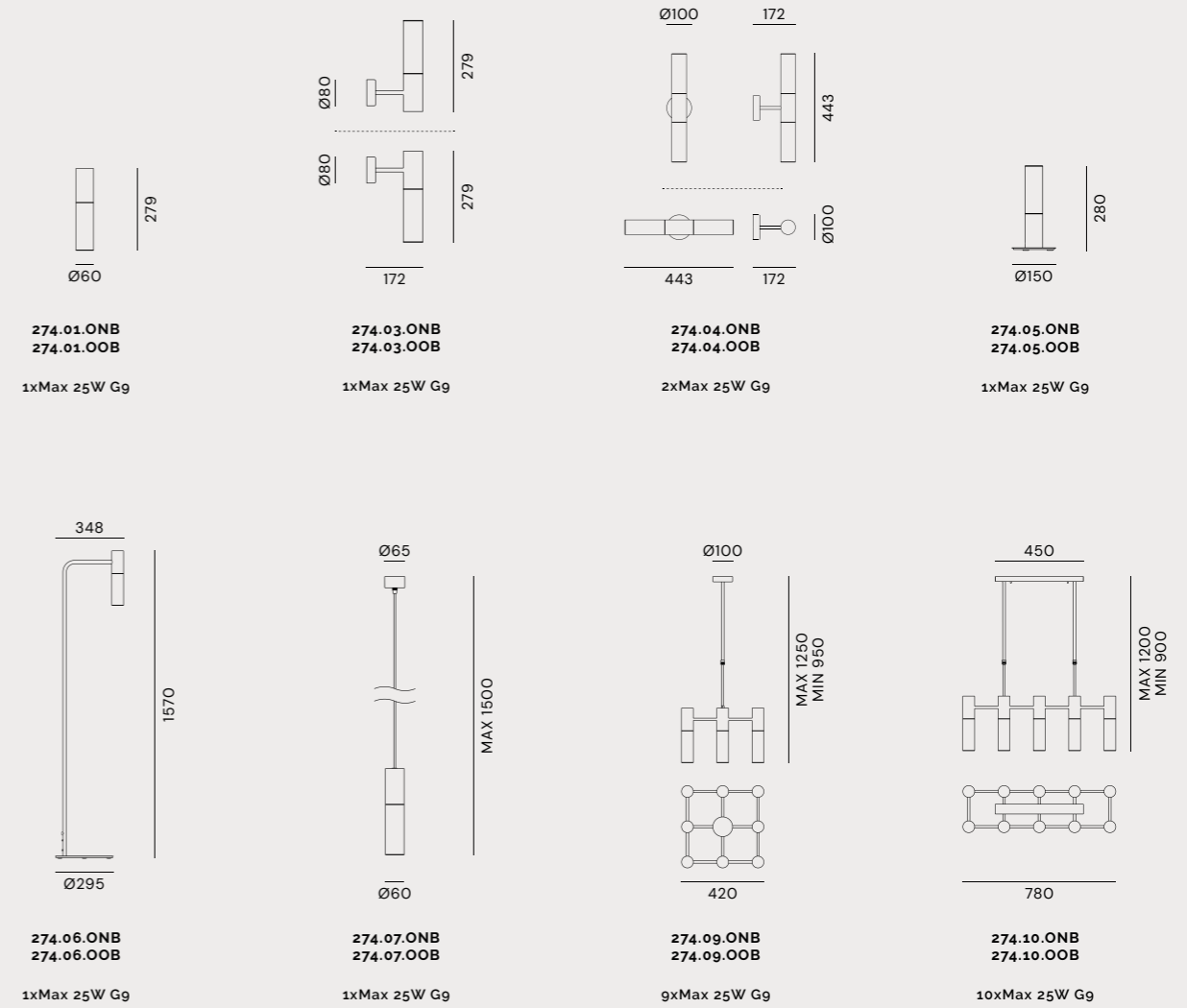
# ETOILE

ELEGANTE E RAFFINATA COME LA PRIMA BALLERINA DI UN CORPO DI BALLO: COSÌ SI PRESENTA LA COLLEZIONE DI LAMPADE DA INTERNO ETOILE. LA COLLEZIONE, DISPONIBILE CON MONTATURA IN OTTONE NATURALE O OTTONE ANTICATO E VETRO BOROSILICATO, È COMPOSTA DA SOSPENSIONI, PIANTANA, LAMPADA DA TAVOLO, PLAFONIERA E APPLIQUE.

THE ETOILE COLLECTION OF INDOOR LAMPS IS AS ELEGANT AND SOPHISTICATED AS THE PRINCIPAL DANCER OF A BALLET COMPANY. AVAILABLE WITH STRUCTURE IN NATURAL OR ANTIQUE-EFFECT BRASS AND BOROSILICATE WHITE GLASS, THE COLLECTION COMPRISES SUSPENSION LAMPS, A FLOOR LAMP, A TABLE LAMP, A CEILING LAMP AND WALL LAMPS.







## Etoile

### FINITURE / FINISHES

- Ottone naturale  
Natural brass  
**ON**
- Ottone  
Brass  
**OO**

### Vetro / Glass

- Bianco  
White  
**B**

---

IL FANALE

# ASTRO

LINEE PULITE ED ESSENZIALI DANNO RISALTO ALLA PUREZZA DELLA MATERIA E CARATTERIZZANO QUESTE LAMPADE DA INTERNO REALIZZATE IN OTTONE NATURALE E OTTONE ANTICATO.

CLEAN ESSENTIAL LINES ENHANCE THE PURITY OF THE MATERIAL OF THESE INDOOR LAMPS MADE OF NATURAL AND ANTIQUE BRASS.











<p>Ø55</p> <p>180</p> <p>Ø90</p> <p>276.01.OOT 276.01.ONT</p> <p>1xMax 25W Gg</p>	<p>Ø55</p> <p>260</p> <p>Ø90</p> <p>276.02.OOT 276.02.ONT</p> <p>1xMax 25W Gg</p>	<p>Ø80</p> <p>267</p> <p>147</p> <p>276.03.OOT 276.03.ONT</p> <p>1xMax 25W Gg</p>	<p>Ø65</p> <p>MAX 1500</p> <p>Ø90</p> <p>276.05.OOT 276.05.ONT</p> <p>1xMax 25W Gg</p>	<p>Ø144</p> <p>670</p> <p>989</p> <p>276.09.OOT 276.09.ONT</p> <p>8xMax 25W Gg</p>
<p>Ø200</p> <p>670</p> <p>1209</p> <p>276.10.OOT 276.10.ONT</p> <p>16xMax 25W Gg</p>	<p>Ø144</p> <p>245</p> <p>854</p> <p>276.11.OOT 276.11.ONT</p> <p>6xMax 25W Gg</p>	<p>Ø121</p> <p>901</p> <p>989</p> <p>276.12.OOT 276.12.ONT</p> <p>8xMax 25W Gg</p>	<p>Ø121</p> <p>901</p> <p>1209</p> <p>276.13.OOT 276.13.ONT</p> <p>16xMax 25W Gg</p>	<p>Ø121</p> <p>776</p> <p>854</p> <p>276.14.OOT 276.14.ONT</p> <p>6xMax 25W Gg</p>

## Astro

### FINITURE / FINISHES

<b>Vetro / Glass</b>		
<p>Ottone naturale Natural brass</p> <p><b>ON</b></p>	<p>Ottone Brass</p> <p><b>OO</b></p>	<p>Vetro trasparente Transparent glass</p> <p><b>T</b></p>



---

IL FANALE

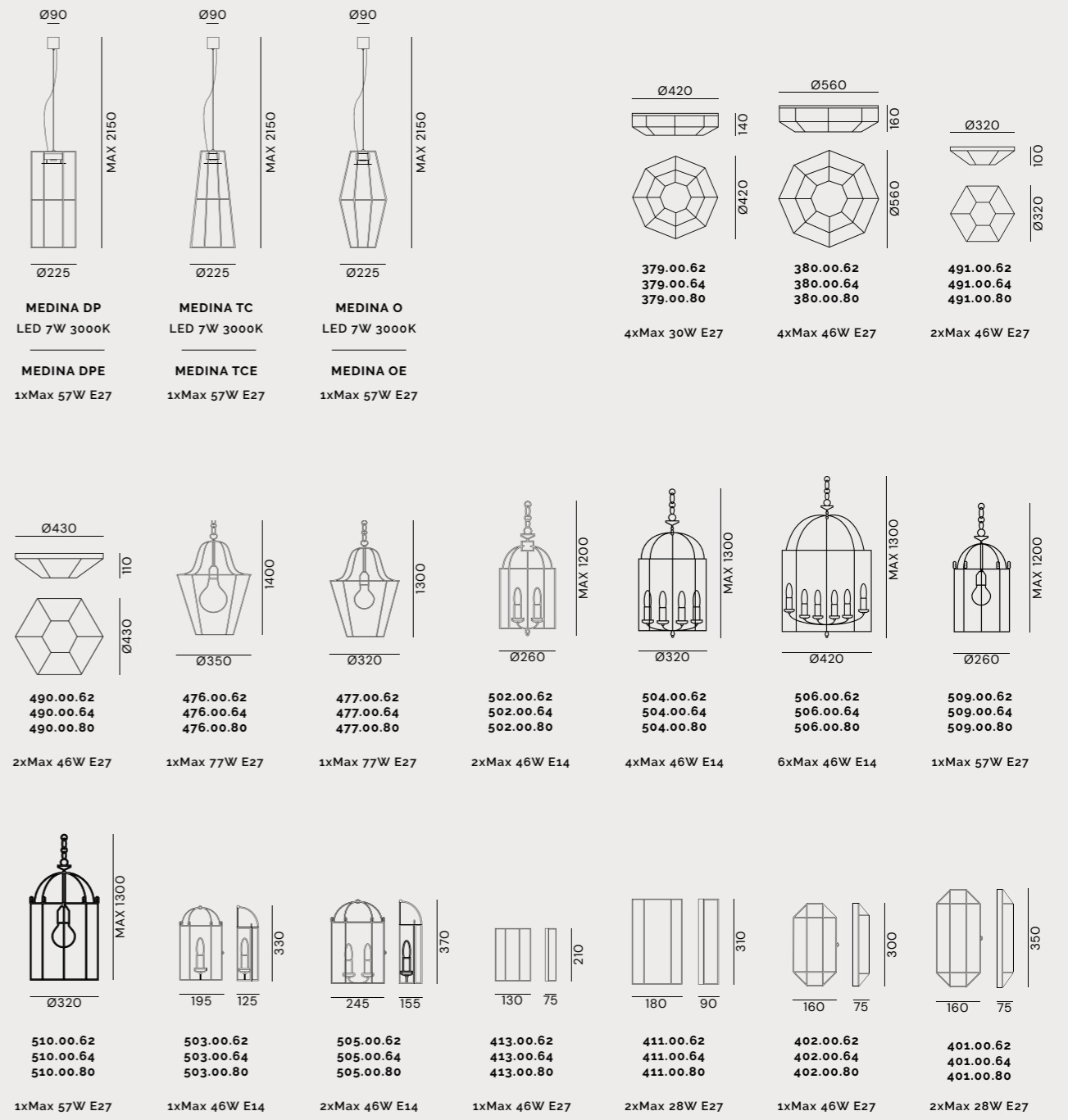
# RILEGATO

L'ISPIRAZIONE A FORME GEOMETRICHE PURE E L'ANTICA TRADIZIONE DELLA RILEGATURA FANNO DELLE LAMPADE DELLA COLLEZIONE RILEGATO DEI VERI E PROPRI SIMBOLI DELLA TRADIZIONE ARTIGIANA ITALIANA E AL CONTEMPO DEI PRODOTTI MODERNI IN GRADO DI ADATTARSI AI CONTESTI INTERNAZIONALI. PRODOTTI UNICI ED ESCLUSIVI, INTERAMENTE FATTI A MANO E REALIZZATI CON VETRO BISELLATO E BASE INTERNA IN OTTONE, DISPONIBILI NELLE FINITURE CROMO, ORO E BRUNITO.

THE LAMPS OF THE RILEGATO COLLECTION, INSPIRED BY GEOMETRIC SHAPES AND AN ANTIQUE HANDCRAFTED PROCESS, ARE A TRUE SYMBOL OF THE ITALIAN ARTISAN HERITAGE. YET, AT THE SAME TIME, THEY ARE MODERN AND SUITABLE FOR ANY INTERNATIONAL CONTEXT. THESE UNIQUE AND EXCLUSIVE PRODUCTS ARE ENTIRELY HANDMADE WITH BEVELED GLASS AND INTERNAL BRASS BASES AND ARE AVAILABLE IN CHROME, GOLD, AND BURNISHED FINISHES.











Rilegato

FINITURE / FINISHES

- Vetro / Glass**
-  Ottone dorato  
Golden brass  
**64**
  -  Ottone brunito  
Burnished brass  
**80**
  -  Ottone cromato  
Chrome brass  
**62**
  -  Vetro trasparente  
Transparent glass

---

DARIO  
GAUDIO

# NARCISO

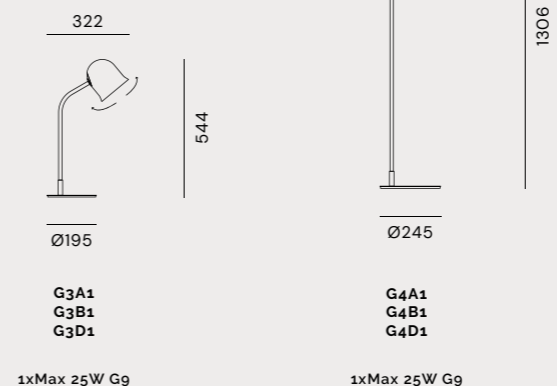
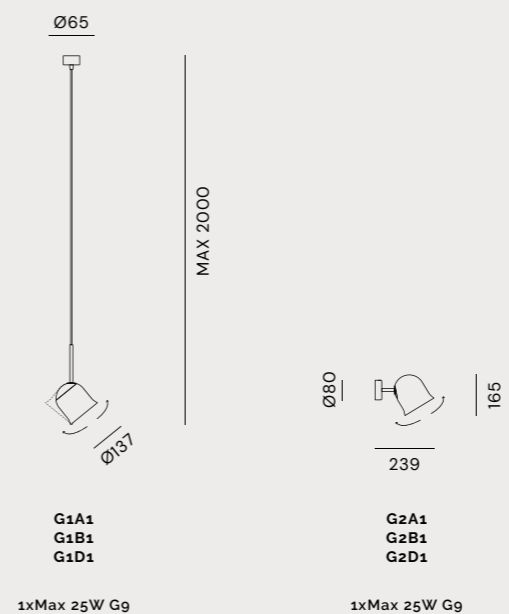
IL PREZIOSO DESIGN DELLA "BELLE ÉPOQUE", REINVENTATO, DIVENTA NUOVAMENTE PROTAGONISTA COME DIFFUSORE DI UNA LAMPADA DALLE FORME SEMPRE ELEGANTI, IMPREZIOSITE DALLA RAFFINATA FINITURA OTTONE NATURALE E LE MODAIOLE COLORAZIONI PASTELLO. IL DIFFUSORE È PROGETTATO PER LASCIARE LA POSSIBILITÀ DI ORIENTARE LIBERAMENTE IL FASCIO LUMINOSO IN TUTTE LE VERSIONI IN CUI QUESTA FAMIGLIA È STATA DECLINATA: SOSPENSIONE, PARETE, TAVOLO, PIANTANA DA LETTURA.

THE PRECIOUS DESIGN OF THE "BELLE ÉPOQUE", RE-INTERPRETED, BECOMES NOW THE PROTAGONIST AS A DIFFUSER OF A LAMP WITH ELEGANT SHAPES, ENRICHED BY THE REFINED BRUSHED BRASS FINISH AND THE TRENDY PASTEL COLORS. THE DIFFUSER GIVES THE OPTION TO DIRECT THE LIGHT AS DESIRED TO ALL THE FIXTURES BELONGING TO THIS FAMILY: PENDANT, WALL, TABLE, READING FLOOR LAMP.












**Narciso**

**FINITURE / FINISHES**

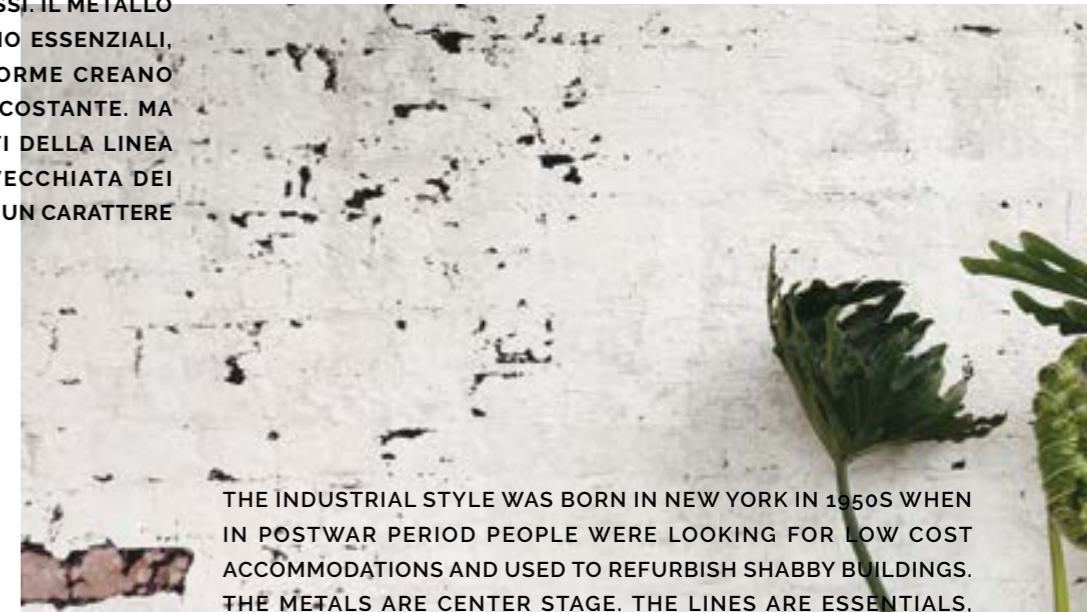
-   
**A** Ottone naturale  
Natural brass
-   
**B** Rosa antico lucido  
Glossy antique pink
-   
**D** Azzurro lucido  
Glossy light blue

ARMADA  
 DROP  
 OFFICINA  
 REPORTER  
 GIRASOLI  
 LONDON  
 LOFT  
 GALILEO  
 KHONUS



# INDUS- TRIAL

LO STILE INDUSTRIAL NASCE A NEW YORK NEGLI ANNI '50 QUANDO NEL DOPO GUERRA C'ERA BISOGNO DI TROVARE NUOVE ABITAZIONI A BASSO COSTO E QUINDI RIUTILIZZARE SPAZI DIMESSI. IL METALLO DOMINA LA SCENA. I TRATTI SONO ESSENZIALI, I TONI SCURI E SFUMATI E LE FORME CREANO CONTINUITÀ CON LO SPAZIO CIRCOSTANTE. MA L'ASPETTO CHIAVE DEI PRODOTTI DELLA LINEA INDUSTRIAL È LA FINITURA INVECCHIATA DEI MATERIALI, CAPACE DI CONFERIRE UN CARATTERE METROPOLITANO E DINAMICO.




THE INDUSTRIAL STYLE WAS BORN IN NEW YORK IN 1950S WHEN IN POSTWAR PERIOD PEOPLE WERE LOOKING FOR LOW COST ACCOMMODATIONS AND USED TO REFURBISH SHABBY BUILDINGS. THE METALS ARE CENTER STAGE. THE LINES ARE ESSENTIALS, THE SHADES ARE DARK AND THE SHAPES GIVE A SENSE OF CONTINUITY WITH THE SURROUNDING SPACE. BUT THE KEY POINT OF INDUSTRIAL IS THE ANTIQUE FINISHING OF THE MATERIAL THAT GIVES A METROPOLITAN AND DYNAMIC LOOK.

—  
**BROGLIATO  
 TRAVERSO**

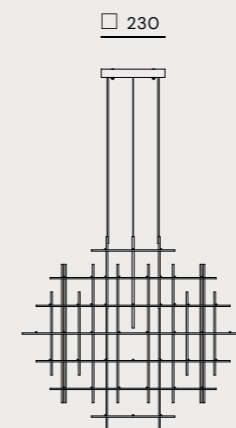

# ARMADA

ISPIRATA ALLE ARMATURE PER IL CEMENTO ARMATO, ARMADA CON IL SUO GROVIGLIO VISIVO RESTITUISCE UN SENSO DI PROFONDITÀ AFFASCINANTE, CON UN RAPPORTO TRA VUOTI E PIENI TUTTO DA SCOPRIRE. LA RICERCA DI UN EQUILIBRIO FORMALE TRA LE MAGLIE METALLICHE GENERA VOLUMI CHE SEMBRANO NASCERE DA SEGNI RETTI TRACCIATI NELLO SPAZIO. L'ANIMA DECORATIVA SI UNISCE A QUELLA FUNZIONALE. A LUCE SPENTA, È UN OGGETTO D'ARREDO CON UNA PERSONALITÀ FORTE MA VERSATILE. A LUCE ACCESA, IL TELAIO DI METALLO SALDATO CHE ABBRACCIA IL FASCIO DI LUCE, RIESCE A CREARE UN EFFETTO LUCE-OMBRA E UN'ATMOSFERA AFFASCINANTE.

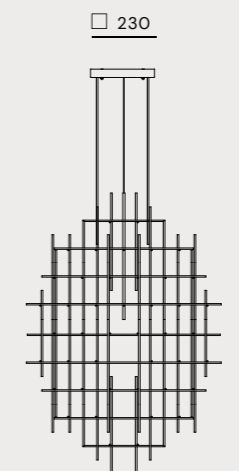
INSPIRED BY THE ARMATURES OF REINFORCED CONCRETE, ARMADA WITH ITS VISUAL TANGLE GIVES A FASCINATING SENSE OF DEPTH, WITH A VOID TO FILL RATIO WORTH DISCOVERING. THE SEARCH FOR A FORMAL BALANCE BETWEEN THE METAL MESHES GENERATES VOLUMES THAT SEEM TO COME FROM RIGHT SIGNS TRACED IN SPACE. THE DECORATIVE SOUL IS COMBINED WITH THE FUNCTIONAL ONE. WHEN THE LIGHT IS SWITCHED OFF, IT IS A PIECE OF FURNITURE WITH A STRONG BUT ADAPTABLE PERSONALITY. WHEN THE LIGHT IS SWITCHED ON, THE WELDED METAL FRAME EMBRACING THE BEAM OF LIGHT CREATES A LIGHT AND SHADE EFFECT AND A CHARMING ATMOSPHERE.



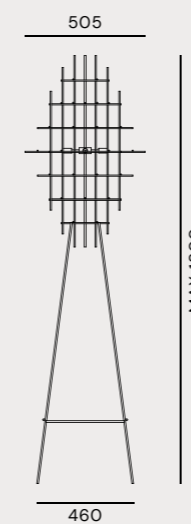




**283.02.NN**  
5xMax 5W LED G9



**283.03.NN**  
8xMax 5W LED G9



**283.04.NN**  
4xMax 5W LED G9

## Armada

### FINITURE / FINISHES

- Nero opaco  
Matt black

NN

—  
IL FANALE

# DROP

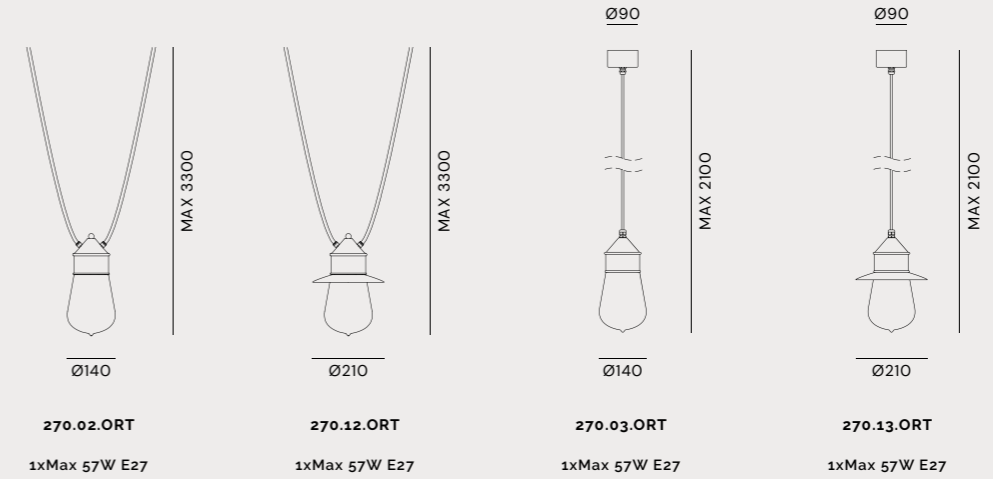
ISPIRATE ALLE LUCI DELLE SAGRE PAESANE, LE LAMPADE DELLA COLLEZIONE DROP RAPPRESENTANO UNA SOLUZIONE ORIGINALE PER L'ARREDAMENTO. TRASPARENZA E SEMPLICITÀ CONTRADDISTINGUONO QUESTE LAMPADE REALIZZATE IN OTTONE, RAME E VETRO, REINTERPRETAZIONE IN CHIAVE CONTEMPORANEA DELLA TRADIZIONALE FORMA A GOCCIA. PUNTI LUCE DAL DESIGN RICERCATO CHE ILLUMINANO GLI SPAZI CON ELEGANTE DISCREZIONE AMALGAMANDOSI CON IL PAESAGGIO.

INSPIRED BY TOWN FESTIVAL LIGHTS, THE DROP COLLECTION REPRESENT A UNIQUE SOLUTION FOR THE INTERIOR DESIGN. THANKS TO THEIR TRANSPARENCY AND SIMPLICITY, THESE LAMPS MADE OF BRASS, COPPER AND GLASS GIVE A NEW CONTEMPORARY REINTERPRETATION OF THE TEARDROP FORM. THE LIGHT ILLUMINATES SPACES WITH ELEGANT DISCRETION THAT DISSOLVES INTO THE LANDSCAPE.





Esempi di composizione p. 360  
Examples of compositions p. 360



## Drop

### FINITURE / FINISHES

#### Finitura montatura / Frame finish

● Ottone  
Brass  
O

● Vetro / Glass  
Trasparente  
Transparent  
T

#### Finitura testa / Shade finish

● Ottone  
Brass  
O

● Rame  
Copper  
R

### ● NOTE

Accessori a pag. 360  
Accessories on page 360

Drop versione Outdoor a pag. 314  
Drop Outdoor version on page 314



—  
IL FANALE

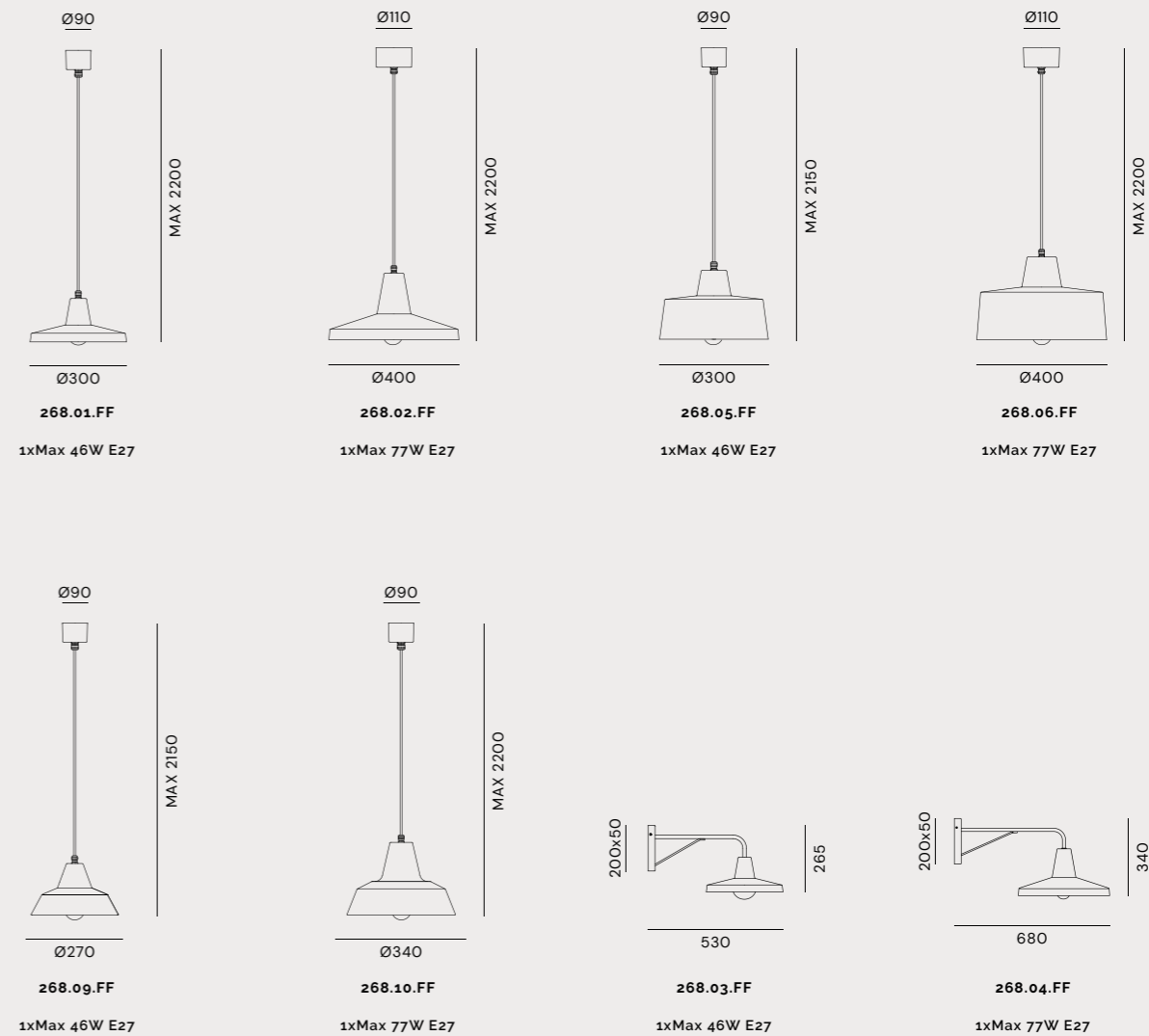

# OFFICINA

ASPETTO RUVIDO E GREZZO MA DI GRAN RICERCATEZZA: QUESTE LE CARATTERISTICHE DI OFFICINA, COLLEZIONE DAL GUSTO TIPICAMENTE INDUSTRIAL IN GRADO DI CREARE ATMOSFERE RAFFINATE NEGLI AMBIENTI IN CUI SI COLLOCA. PRODOTTE IN FERRO, QUESTE LAMPADE RAPPRESENTANO UN OMAGGIO AD UNO STILE MINIMAL ED ESSENZIALE.

ROUGH AND RAW LOOK WITH GREAT SOPHISTICATION: THESE ARE THE CHARACTERISTICS OF OFFICINA, COLLECTION OF A TYPICALLY INDUSTRIAL TASTE ABLE TO CREATE A SOPHISTICATED ATMOSPHERE IN THE ENVIRONMENTS IN WHICH IT IS PLACED. PRODUCED IN IRON, THESE LAMPS ARE A TRIBUTE TO A MINIMAL AND ESSENTIAL STYLE.







## Officina

### FINITURE / FINISHES

● Ferro  
Iron  
FF

—  
IL FANALE

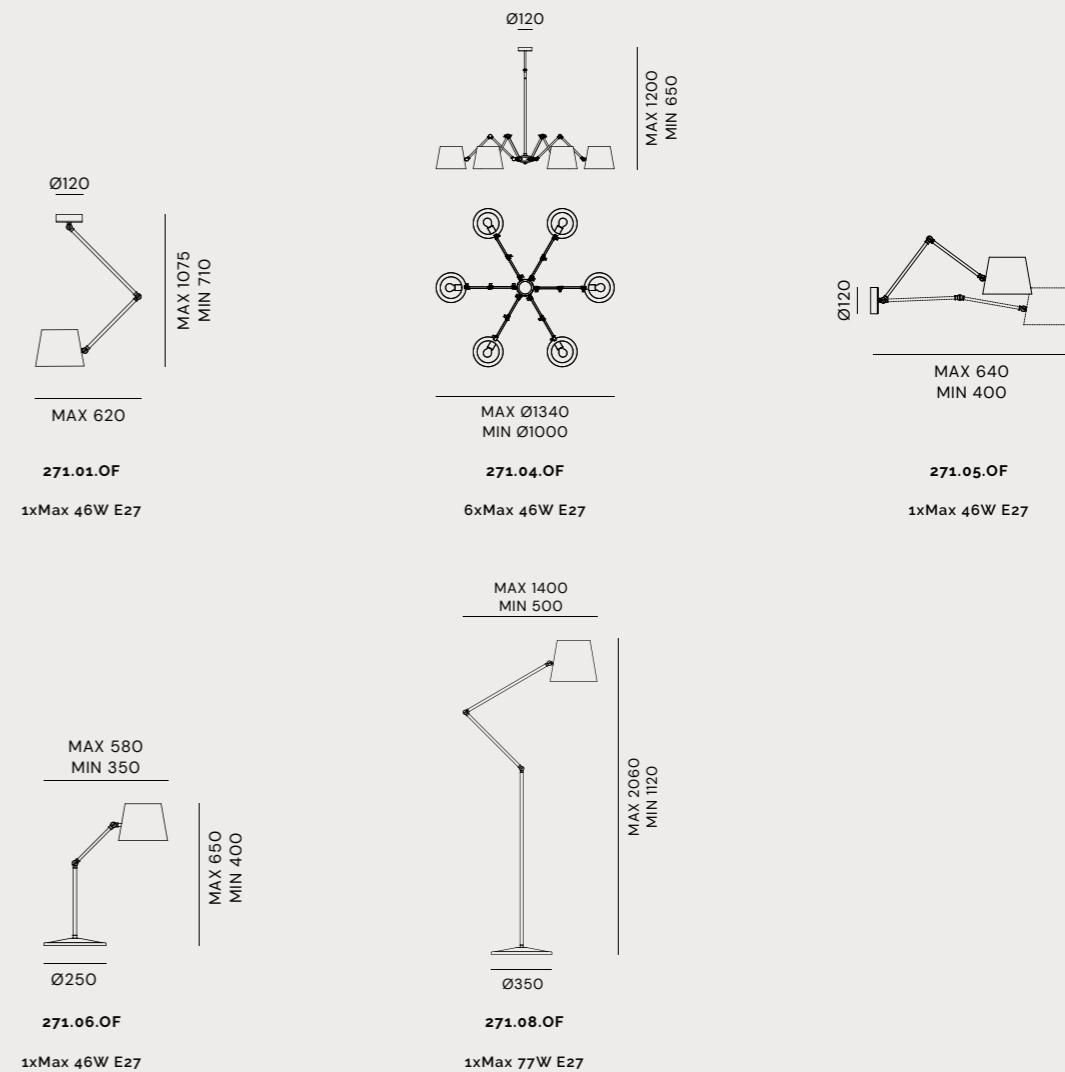
# REPORTER

REPORTER È UNA COLLEZIONE DI LAMPADE DA INTERNO DAL FORTE IMPATTO ESTETICO. OGGETTI CAPACI DI CARATTERIZZARE GLI AMBIENTI CON PARTICOLARI CAMBI DI PROSPETTIVA GRAZIE ALLA LORO DUTTILITÀ, E DI CREARE DISEGNI DI LUCE PERSONALIZZABILI. IL MOVIMENTO MECCANICO DELLA MONTATURA E DELLE SINGOLE TESTE PERMETTE DI INDIRIZZARE LA LUCE IN BASE ALLE PROPRIE ESIGENZE, FACENDO DI REPORTER UNA LAMPADA SIMBOLO DI FUNZIONALITÀ, E ALLO STESSO TEMPO DI ESTETICA E CONTEMPORANEITÀ. ELEMENTI CLASSICI E RIFERIMENTI INDUSTRIALI SI INCONTRANO IN UNA COLLEZIONE COMPOSTA DA SOSPENSIONI, APPLIQUE, UNA LAMPADA DA TAVOLO E UNA PIANTANA, DISPONIBILI NELLA FINITURA FERRO CON SNODI IN FUSIONE DI OTTONE.

THE REPORTER INDOOR LAMP COLLECTION OFFERS A STRONG AESTHETIC IMPACT. THESE LAMPS CAN CREATE DIFFERENT PERSPECTIVES THANKS TO THEIR FLEXIBILITY AND CAN CREATE CUSTOMIZABLE PATTERNS OF LIGHT. THE MECHANICAL MOVEMENT OF THE FRAME AND THE INDIVIDUAL LIGHTS ALLOW FOR THE FOCUSING OF THE LIGHTS TO MATCH YOUR NEEDS. THIS MAKES REPORTER A SYMBOL OF FUNCTIONALITY AND, AT THE SAME TIME, AESTHETICS AND MODERNITY. CLASSICAL ELEMENTS AND INDUSTRIAL REFERENCES MEET IN THIS COLLECTION OF SUSPENSIONS, WALL MOUNTS, TABLE LAMPS AND FLOOR LAMPS. THEY ARE AVAILABLE IN IRON FINISHES WITH BRASS JOINTS.







## Reporter

### FINITURE / FINISHES

#### Finitura montatura / Frame finish

● Ottone  
Brass  
O

#### Finitura testa / Shade finish

● Ferro  
Iron  
F

---

**IL FANALE**

# GIRASOLI

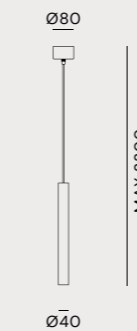
DESIGN MINIMALISTA ISPIRATO A FORME GEOMETRICHE SEMPLICI PER UNA COLLEZIONE DALLA CONFORMAZIONE CILINDRICA, RIGOROSA E PRIMORDIALE. REALIZZATE IN OTTONE O FERRO, QUESTE LAMPADE DAL GRANDE FASCINO SONO CARATTERIZZATE DA LINEE PULITE ED ESSENZIALI CHE RISALTANO LA PUREZZA DELLA MATERIA, PROTAGONISTA ASSOLUTA DELLA SERIE GIRASOLI.

MINIMALIST DESIGN INSPIRED BY SIMPLE GEOMETRIC SHAPES FOR A COLLECTION OF CYLINDRICAL, RIGOROUS AND PRIMORDIAL SHAPES. MADE OF BRASS OR IRON, THESE GLAMOROUS LAMPS HAVE CLEAN AND SIMPLE LINES THAT HIGHLIGHT THE PURITY OF THE MATERIAL. AN ABSOLUTE PROTAGONIST OF THE GIRASOLI SERIES.

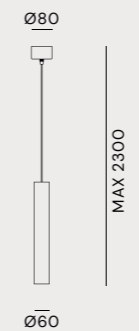




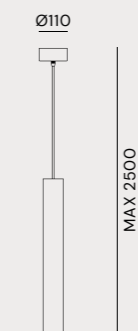




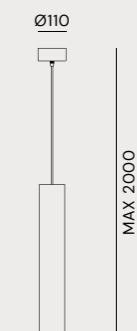
208.31.OO  
208.31.ON  
208.31.FF  
1xMax 25W G9



208.33.OO  
208.33.ON  
208.33.FF  
1xMax 50W GU10



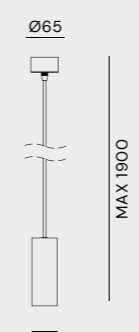
208.34.OO  
208.34.ON  
208.34.FF  
1xMax 50W E27 PAR20



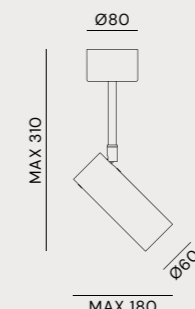
208.35.OO  
208.35.ON  
208.35.FF  
1xMax 75W E27 PAR30



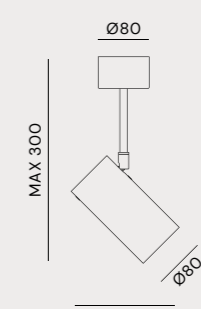
214.20.OO  
214.20.ON  
214.20.FF  
1xMax 57W E27



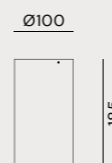
214.21.OO  
214.21.ON  
214.21.FF  
1xMax 35W GU10



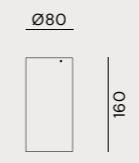
214.10.OO  
214.10.ON  
214.10.FF  
1xMax 50W E27 PAR20



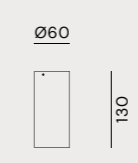
214.08.OO  
214.08.ON  
214.08.FF  
1xMax 50W E27 PAR20



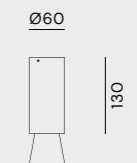
208.01.OO  
208.01.ON  
208.01.FF  
1xMax 75W E27 PAR30



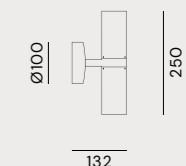
208.02.OO  
208.02.ON  
208.02.FF  
1xMax 50W E27 PAR20



208.03.O1  
208.03.N1  
208.03.F1  
1xMax 35W GU10




208.03.O2  
208.03.N2  
208.03.F2  
1xMax 57W E27




214.26.OO  
214.26.ON  
214.26.FF  
2xMax 35W GU10

## Girasoli

### FINITURE / FINISHES

 Ottone naturale  
Natural brass  
N1/N2/NN

 Ottone  
Brass  
O1/O2/OO

 Ferro  
Iron  
F1/F2/FF

---

IL FANALE

# LONDON

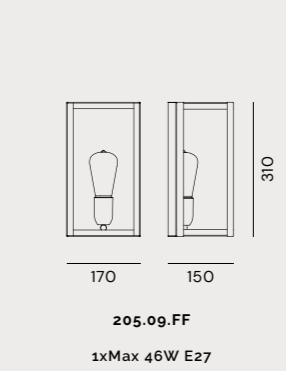
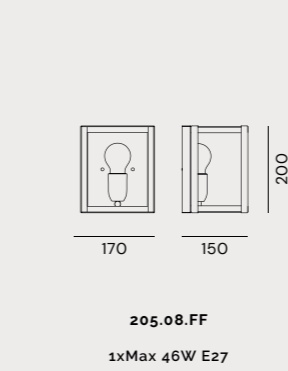
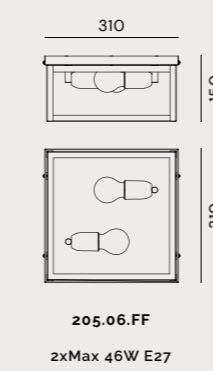
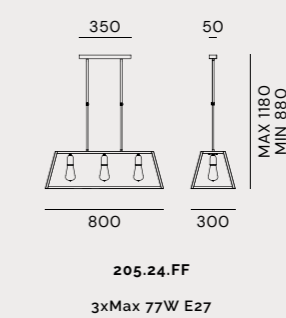
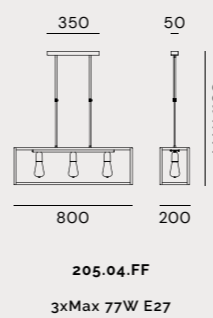
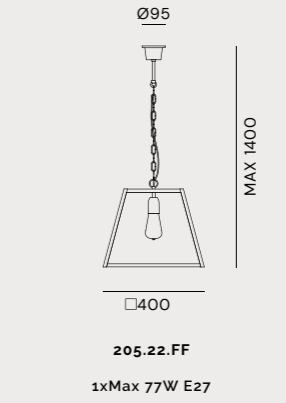
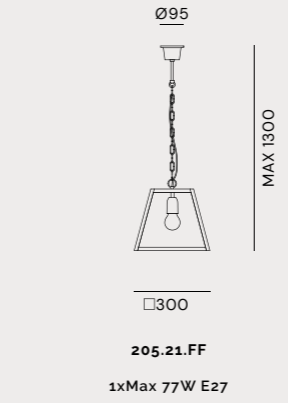
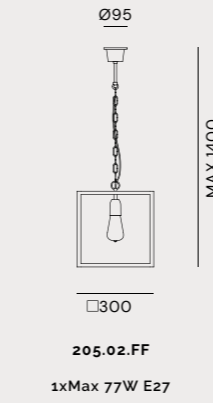
LO STILE INTERNAZIONALE INCONTRA LE LINEE DELLA TRADIZIONE CLASSICA DELINEANDO LA COLLEZIONE DI LAMPADE LONDON. LA STRUTTURA, REALIZZATA IN FERRO ANTICATO, È RESA PERCEPIBILE DALLE TRASPARENZE DEL VETRO CREANDO COSÌ INASPETTATI CAMBI DI VISIONE IN UN'ATMOSFERA LEGGERA E DI GRANDE FASCINO.

THE INTERNATIONAL STYLE MEETS THE LINES OF THE CLASSICAL TRADITION THUS OUTLINING THE LAMP COLLECTION CALLED LONDON. THE STRUCTURE, MADE OF ANTIQUE IRON, IS PERCEPTIBLE BY THE TRANSPARENCY OF GLASS, CREATING UNEXPECTED CHANGES OF VISION IN A SOFT AND OF GREAT CHARM ATMOSPHERE.









London

FINITURE / FINISHES

● Ferro Iron  
FF

# LOFT

---

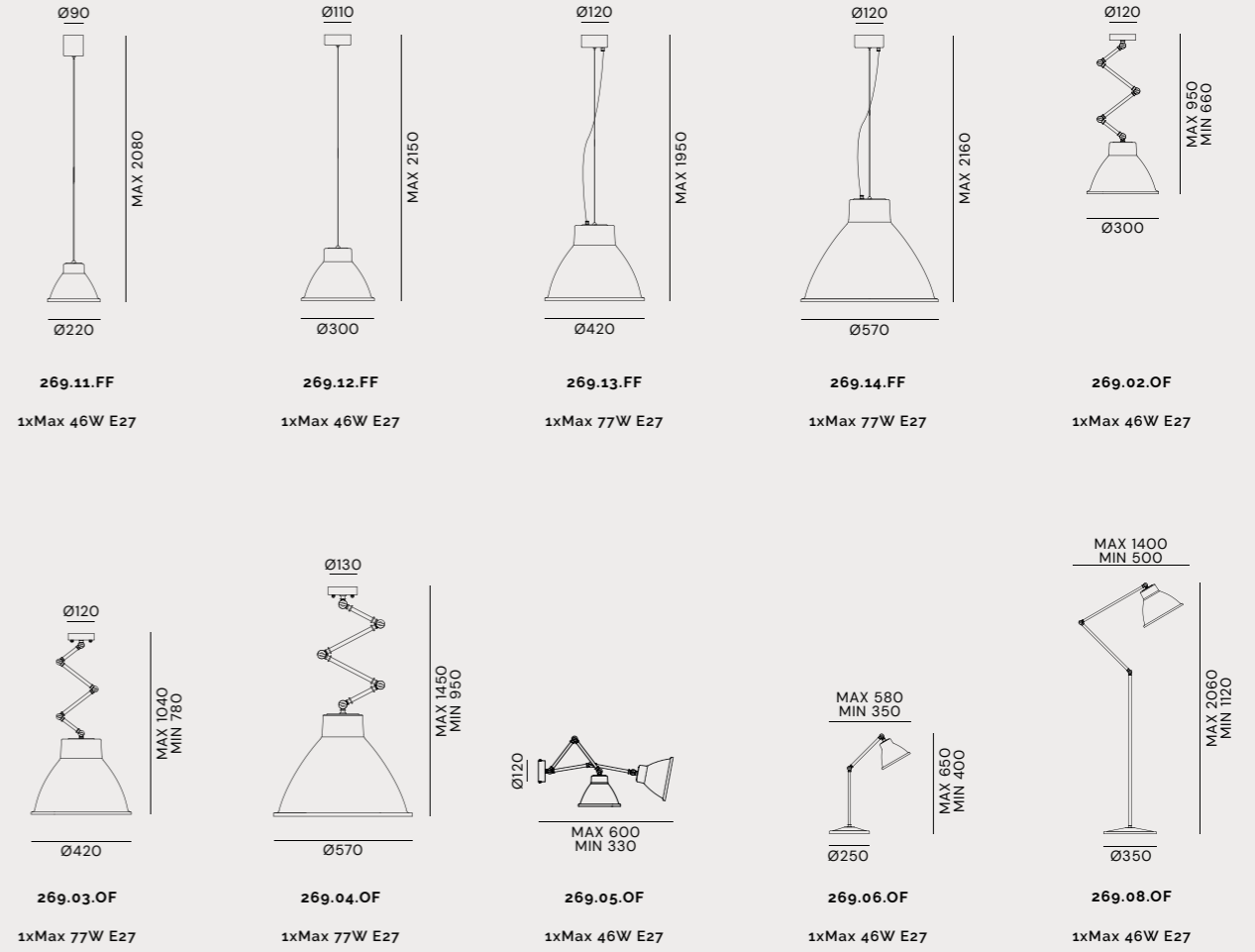
## IL FANALE

LA FORTE MATERICITÀ E LE RICERCATE CARATTERISTICHE ESTETICHE CONTRADDISTINGUONO QUESTE LAMPADE DA INTERNO REALIZZATE IN FERRO, ELEMENTI D'ARREDO DAL DISEGNO CONTEMPORANEO. IL PECULIARE SISTEMA A SNODI VOLUTAMENTE INDUSTRIALI, RISULTATO DELLA PERFETTA UNIONE TRA MATERIA E ARTIGIANALITÀ, CONSENTE IL MOVIMENTO DALL'ALTO AL BASSO. LA GRIGLIA, DISPONIBILE COME ACCESSORIO, ACCOMPAGNA LA LINEA ACCENTUANDO COSÌ IL RICHIAMO AL MONDO INDUSTRIALE. LA COLLEZIONE LOFT È COMPOSTA DA SOSPENSIONI, APPLIQUE, UNA LAMPADA DA TAVOLO E UNA PIANTANA, TUTTE NELLA FINITURA FERRO CON SNODI IN FUSIONE DI OTTONE.

WITH THEIR CONTEMPORARY STYLE, THESE IRON INDOOR LAMPS ARE CHARACTERIZED BY STRONG MATERIALS AND REFINED AESTHETIC FEATURES. THANKS TO THE MATERIALS USED AND OUR EXPERTISE IN HANDICRAFT, THE PECULIAR SYSTEM OF INDUSTRIAL JOINTS ALLOWS FOR THE MOVEMENT FROM TOP TO BOTTOM. THE GRID, AVAILABLE AS AN ACCESSORY, GIVES THE LAMP A MORE INDUSTRIAL FEEL. THE LOFT COLLECTION INCLUDES SUSPENSIONS, WALL MOUNTS, TABLE LAMPS AND FLOOR LAMPS, AVAILABLE IN IRON FINISH WITH BRASS JOINTS.







**ACCESSORI / ACCESSORIES**



**Loft**

**FINITURE / FINISHES**

**Finitura montatura / Frame finish**

- Ottone  
Brass
- Ferro  
Iron

**Finitura testa / Shade finish**

- Ferro  
Iron





---

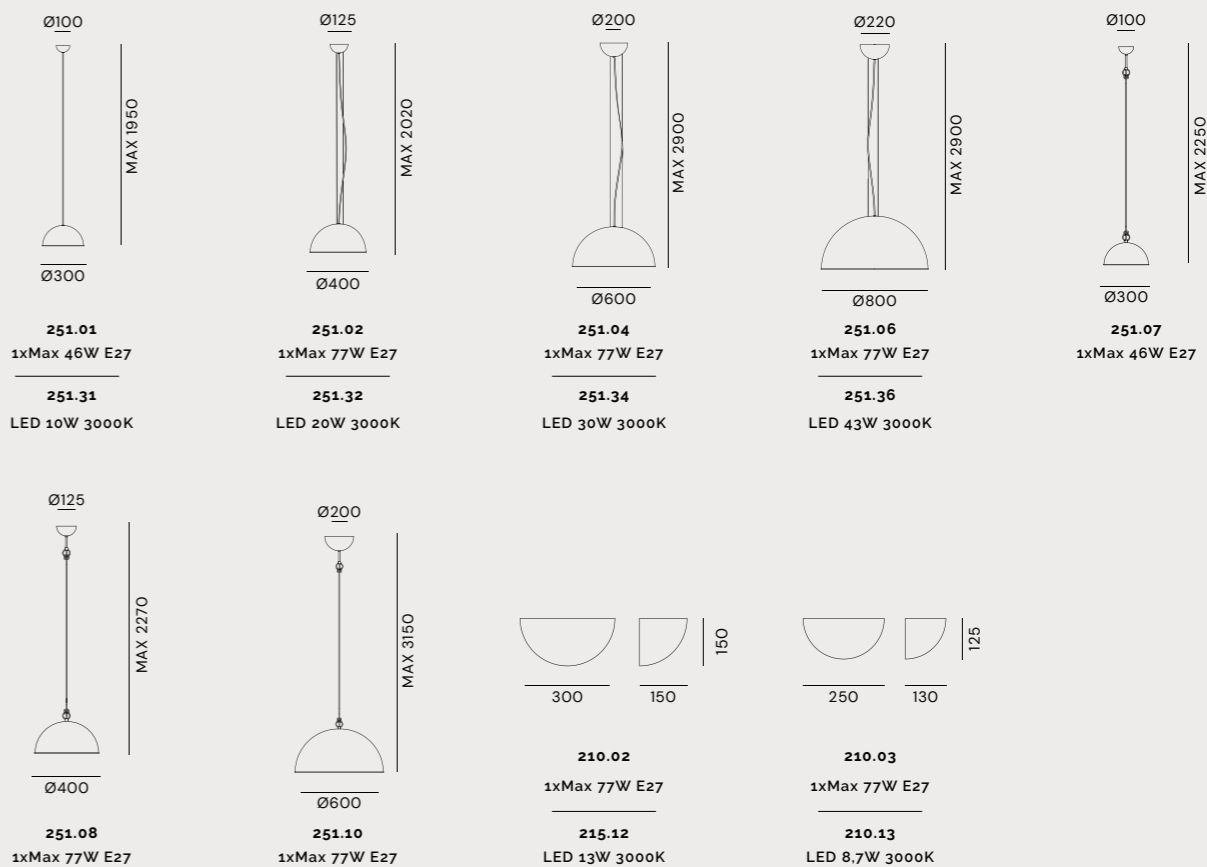
**IL FANALE**

# GALILEO

IL TRATTO GRAFICO DECISO E LA PERFETTA MEZZA SFERA CARATTERIZZANO QUESTA COLLEZIONE DI LAMPADE, CHE SI CONFIGURA COME UN OMAGGIO ALLA RIVOLUZIONE ASTRONOMICA. IL CONTRASTO TRA L'ESTERNO IN OTTONE O FERRO E L'INTERNO REALIZZATO IN FOGLIA ORO, FOGLIA ARGENTO O RAME, CONFERISCE A QUESTO PRODOTTO UN VALORE ESTETICO DI GRANDE EFFETTO VISIVO. DISPONIBILE CON ESTERNO IN OTTONE O FERRO NEI DIAMETRI 30, 40, 60 CM E CON ESTERNO IN FERRO NEL DIAMETRO 80 CM.

THE FIRM GRAPHIC LINE AND THE PERFECT HALF SPHERE CHARACTERIZE THIS COLLECTION OF LAMPS, DESIGNED AS A TRIBUTE TO THE ASTRONOMICAL REVOLUTION. THE CONTRAST BETWEEN THE OUTER LOOK MADE OF BRASS OR IRON AND THE INTERIOR ONE DONE WITH GOLD, SILVER OR COPPER FOIL, ASCRIBES THIS PRODUCT AN AESTHETIC VALUE OF GREAT VISUAL EFFECT. AVAILABLE IN BRASS OR IRON EXTERIOR FOR DIAMETERS 30, 40, 60 CM AND IN IRON EXTERIOR FOR DIAMETER 80 CM.





## Galileo

### FINITURE / FINISHES

#### Finitura esterna / Exterior finish

#### Finitura interna / Interior finish

- ottone/brass
- ferro/iron
- foglia rame copper leaf
- foglia argento silver leaf
- foglia oro gold leaf

Model	Exterior finish	Interior finish	Exterior finish	Interior finish	Exterior finish	Interior finish
210.02-210.12	ottone/brass ferro/iron	210.02.O1 - 210.12.OO		210.02.F1 - 210.12.FF		
210.03-210.13	ottone/brass ferro/iron	210.03.O1 - 210.13.OO		210.03.F1 - 210.13.FF		
251.01-251.31	ottone/brass ferro/iron	251.01.OO - 251.31.OO	251.01.O94 - 251.31.O94	251.01.O95 - 251.31.O95	251.01.O96 - 251.31.O96	
251.02-251.32	ottone/brass ferro/iron	251.02.OO - 251.32.OO	251.01.FF - 251.31.FF	251.01.F94 - 251.31.F94	251.01.F95 - 251.31.F95	251.01.F96 - 251.31.F96
251.04-251.34	ottone/brass ferro/iron	251.04.OO - 251.34.OO	251.02.O94 - 251.32.O94	251.02.O95 - 251.32.O95	251.02.O96 - 251.32.O96	
251.06-251.36	ottone/brass ferro/iron	251.06.OO - 251.36.OO	251.01.FF - 251.31.FF	251.02.F94 - 251.32.F94	251.02.F95 - 251.32.F95	251.02.F96 - 251.32.F96
251.07	ottone/brass ferro/iron	251.07.OO	251.04.O94-251.34.O94	251.04.O95-251.34.O95	251.04.O96 - 251.34.O96	
251.08	ottone/brass ferro/iron	251.08.OO	251.04.FF - 251.34.FF	251.04.F94-251.34.F94	251.04.F95-251.34.F95	251.04.F96 - 251.34.F96
251.10	ferro/iron		251.06.O94-251.36.O94	251.06.O95-251.36.O95	251.06.O96 - 251.36.O96	
			251.06.FF - 251.36.FF	251.06.F94 - 251.36.F94	251.06.F95 - 251.36.F95	251.06.F96 - 251.36.F96
			251.07.O94	251.07.O95	251.07.O96	
			251.07.FF	251.07.F94	251.07.F95	251.07.F96
			251.08.O94	251.08.O95	251.08.O96	
			251.08.FF	251.08.F94	251.08.F95	251.08.F96
			251.10.F94	251.10.F95	251.10.F96	

#### NOTE

Galileo versione Outdoor a pag. 318  
Galileo Outdoor version on page 318



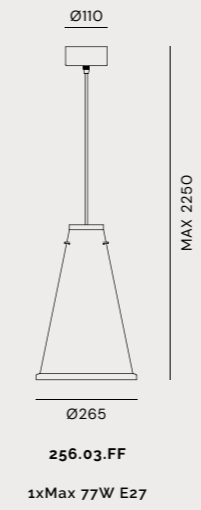
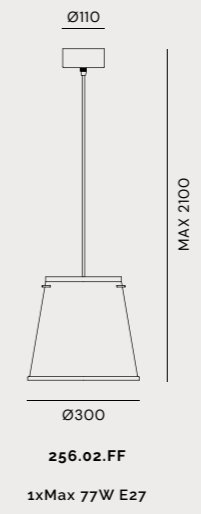
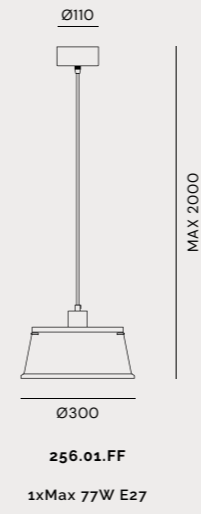
---

**IL FANALE**

# KHONUS

FORME SEMPLICI E LINEARI ISPIRANO UN DESIGN FUNZIONALE. COSÌ NASCE KHONUS: UNA SERIE DI LAMPADE CONICHE REALIZZATE IN FERRO ANTICATO, IN GRADO DI RIFLETTERE LA LUCE SIA VERSO IL BASSO CHE VERSO L'ALTO ILLUMINANDO INTERAMENTE L'AMBIENTE. DISPONIBILI IN TRE MISURE DIVERSE, POSSONO ESSERE DISPOSTE SINGOLARMENTE OPPURE INSIEME VALORIZZANDO LA LORO ESSENZA.


SIMPLE AND LINEAR SHAPES INSPIRE A FUNCTIONAL DESIGN. THIS IS KHONUS: A SERIES OF CONE SHAPED LAMPS MADE OF ANTIQUE IRON, CAPABLE OF REFLECTING LIGHT BOTH DOWNWARDS AND UPWARDS ENTIRELY ILLUMINATING THE SURROUNDINGS. AVAILABLE IN THREE DIFFERENT SIZES, CAN BE ARRANGED INDIVIDUALLY OR TOGETHER ENHANCING THEIR ESSENCE.



## Khonus

### FINITURE / FINISHES

● Ferro  
Iron  
FF



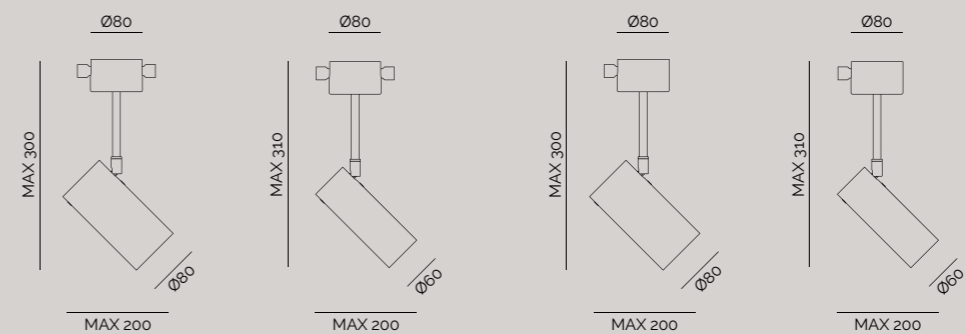

IL FANALE

# SISTEMA CANALINE

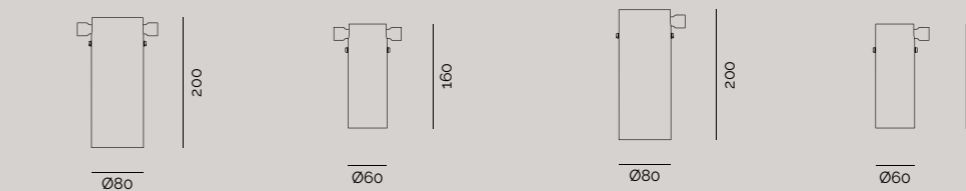
LA MAESTRIA ARTIGIANA UNITA ALL'ESTREMA PERSONALIZZAZIONE TROVA NEL SISTEMA CANALINE LA SUA MASSIMA ESPRESSIONE: LA MODULARITÀ TIPICA DI QUESTO SISTEMA, DISPONIBILE IN OTTONE E OTTONE NATURALE OFFRE MOLTEPLICI SOLUZIONI PER L'ILLUMINAZIONE DEGLI AMBIENTI.

CRAFTSMANSHIP AND CUSTOMIZATION ARE EMBODIED IN SISTEMA CANALINE: THIS LIGHTING SYSTEM, AVAILABLE BOTH IN BRASS AND NATURAL BRASS, THANKS TO ITS MODULARITY ALLOWS PLENTY OF LIGHTING SOLUTIONS

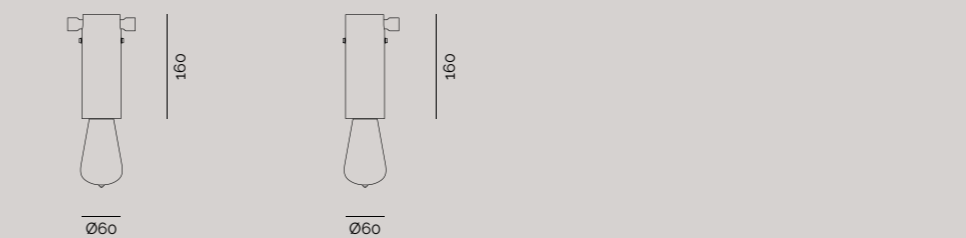




<p><b>214.05.OO</b>  <b>214.05.ON</b>  <b>214.05.FF</b></p> <p>1xMax 50 WE27 PAR20</p>	<p><b>214.07.OO</b>  <b>214.07.ON</b>  <b>214.07.FF</b></p> <p>1xMax 35W GU10</p>	<p><b>214.15.OO</b>  <b>214.15.ON</b>  <b>214.15.FF</b></p> <p>1xMax 50W E27 PAR20</p>	<p><b>214.17.OO</b>  <b>214.17.ON</b>  <b>214.17.FF</b></p> <p>1xMax 35W GU10</p>
--	---	--	---






<p><b>214.02.OO</b>  <b>214.02.ON</b>  <b>214.02.FF</b></p> <p>1xMax 50W E27 PAR 20</p>	<p><b>214.04.OO</b>  <b>214.04.ON</b>  <b>214.04.FF</b></p> <p>1xMax 35W E27 GU10</p>	<p><b>214.12.OO</b>  <b>214.12.ON</b>  <b>214.12.FF</b></p> <p>1xMax 50W E27 PAR20</p>	<p><b>214.14.OO</b>  <b>214.14.ON</b>  <b>214.14.FF</b></p> <p>1xMax 35W GU10</p>
---	---	--	---



<p><b>214.03.OO</b>  <b>214.03.ON</b>  <b>214.03.FF</b></p> <p>1xMax 57W E27</p>	<p><b>214.13.OO</b>  <b>214.13.ON</b>  <b>214.13.FF</b></p> <p>1xMax 57W E27</p>
--	--

## Canaline

### FINITURE / FINISHES

-   
 Ottone naturale  
 Natural brass  
**ON**
-   
 Ottone  
 Brass  
**OO**
-   
 Ferro  
 Iron  
**FF**

### ● NOTE

Accessori a pag. 360  
 Accessories on page 360

CONTRADA  
POGGIO  
CASCINA  
CANTINA  
MINI  
COUNTRY  
FIOR DI PIZZO  
TABIÀ  
ANITA



# COUNTRY-

# TRY

LA COLLEZIONE COUNTRY SI ISPIRA ALLO STILE DEL NORD DEGLI STATI UNITI, DEL CANADA MA ANCHE DELL'INGHILTERRA DOVE NASCE NEL 1800. L'INGREDIENTE PRINCIPALE SONO I MATERIALI NATURALI E PREGIATI COME OTTONE, RAME E VETRO. RICHIAMA VOLUTAMENTE UN GUSTO DECORATIVO LEGATO AL PASSATO, DI CUI RECUPERA FORME E COLORI MA È IN REALTÀ UNO STILE MOLTO ATTUALE PER DECORARE QUALSIASI AMBIENTE E RENDERLO CALDO, RAFFINATO E ACCOGLIENTE



COUNTRY COLLECTION TAKES INSPIRATION FROM THE STYLE OF NORTH UNITED STATES, CANADA AND ALSO ENGLAND WHERE IT WAS BORN IN 1800. THE MAIN FEATURE IS THE USE OF NATURAL AND PRECIOUS MATERIALS LIKE BRASS, COPPER AND GLASS. THESE PRODUCTS INTENTIONALLY RECALL SHAPES AND COLORS OF PAST DECORATIONS BUT IN REALITY IT IS A VERY TRENDY STYLE THAT EMBELLISHES EVERY SPACE AND MAKES IT WARM, COSY AND REFINED.





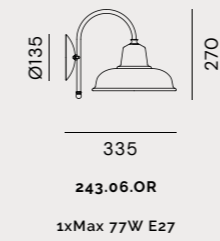
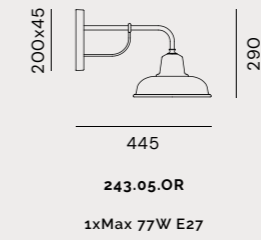
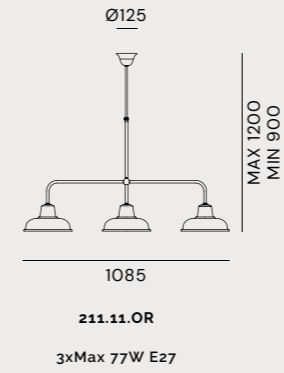
---

IL FANALE

# CONTRADA

IL PURISMO STILISTICO CONTRASSEGNA LA COLLEZIONE CONTRADA: LAMPADE DAL DESIGN RIGOROSO ED ESSENZIALE REALIZZATE IN RAME E OTTONE ANTICATO. IL MATERIALE, RICERCATO E DI GRANDE QUALITÀ, CONFERISCE A QUESTI PRODOTTI UN GRANDE IMPATTO MATERICO.

THE STYLISTIC PURISM MARKS THE CONTRADA COLLECTION: LAMPS WITH RIGOROUS AND ESSENTIAL DESIGN MADE OF COPPER AND ANTIQUE BRASS. THE SOPHISTICATED AND OF HIGH QUALITY MATERIAL, GIVES THESE PRODUCTS A GREAT MATERIAL IMPACT.



## Contrada

### FINITURE / FINISHES

#### Finitura montatura / Frame finish

● Ottone  
Brass  
O

#### Finitura testa / Shade finish

● Rame  
Copper  
R

#### ● NOTE

Contrada versione Outdoor a pag. 290  
Contrada Outdoor version on page 290



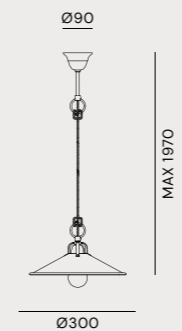
---

IL FANALE

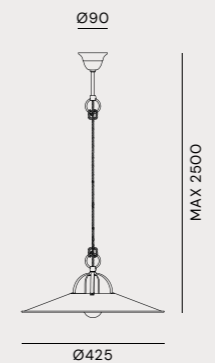
# POGGIO

LA RICERCATA E COMPLESSA LAVORAZIONE DELLA COLLEZIONE POGGIO, REALIZZATA IN OTTONE E FERRO, È VOLTA ALLA CREAZIONE DI OGGETTI IN GRADO DI RACCHIUDERE L'EREDITÀ CULTURALE DEL DESIGN ITALIANO DEGLI ANNI '40. FORME PULITE E LIBERE DA OGNI COSTRIZIONE CARATTERIZZANO QUESTE LAMPADE, RAPPRESENTATIVE DI UN HERITAGE PURO E AUTENTICO.

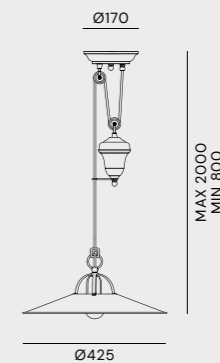
THE SOPHISTICATED AND COMPLEX PROCESSING OF THE BRASS AND IRON POGGIO COLLECTION IS A CREATION OF OBJECTS THAT CAN ENCOMPASS THE CULTURAL HERITAGE OF ITALIAN DESIGN OF THE 40S. WITH THEIR CLEAN AND CONSTRAINT-FREE SHAPES, THESE LAMPS REPRESENT A PURE AND AUTHENTIC HERITAGE.



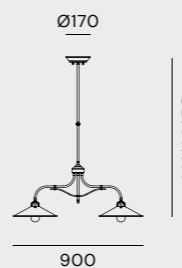
203.09.00  
203.09.OF  
1xMax 77W E27



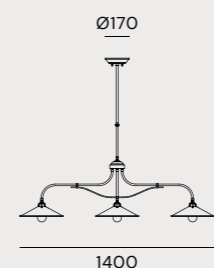
203.12.00  
203.12.OF  
1xMax 77W E27



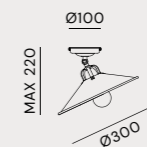
203.13.00  
203.13.OF  
1xMax 77W E27



203.10.00  
203.10.OF  
2xMax 77W E27



203.11.00  
203.11.OF  
3xMax 77W E27



203.02.00  
203.02.OF  
1xMax 77W E27

## Poggio

### FINITURE / FINISHES

#### Finitura montatura / Frame finish

● Ottone  
Brass  
O

#### Finitura testa / Shade finish

● Ottone  
Brass  
O

● Ferro  
Iron  
F

---


IL FANALE

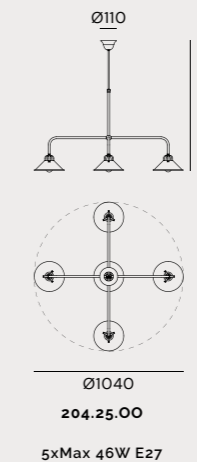
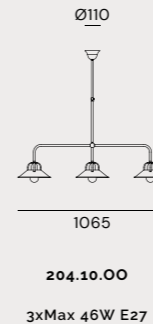
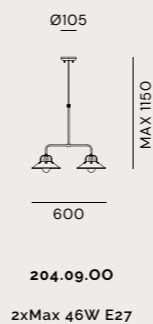
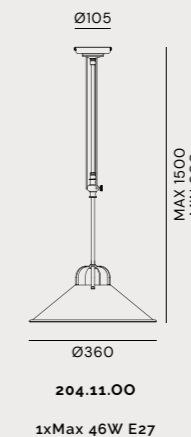

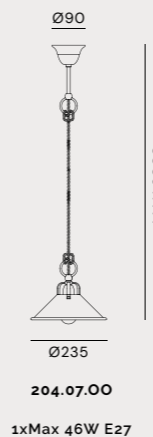
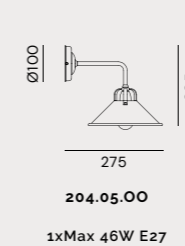
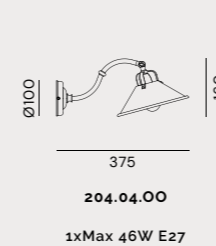
# CASCINA

L'IMPATTO VISIVO FORTEMENTE MATERICO E IL RIGOROSO DISEGNO CARATTERIZZANO I PRODOTTI DELLA COLLEZIONE CASCINA. REALIZZATE IN OTTONE E/O FERRO ANTICATO, QUESTE LAMPADE ROMPONO LA LINEARITÀ DEGLI AMBIENTI STRAVOLGENDO I CANONI SCENOGRAFICI CLASSICI.

THE HIGHLY MATERIAL VISUAL IMPACT AND STRICT DESIGN CHARACTERIZE THE PRODUCTS OF THE CASCINA COLLECTION. MADE OF BRASS AND/OR ANTIQUE IRON, THESE LAMPS BREAK THE LINEARITY OF THE ENVIRONMENTS TWISTING THE CLASSICAL THEATRICAL CANONS.







## Cascina

### FINITURE / FINISHES

#### Finitura montatura / Frame finish

● Ottone  
Brass  
O

#### Finitura testa / Shade finish

● Ottone  
Brass  
O

● Ferro  
Iron  
F

---

**IL FANALE**

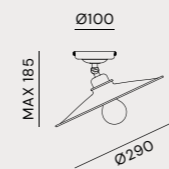

# CANTINA

VOLUTAMENTE ISPIRATE ALL'ARREDAMENTO TIPICO DI CANTINE E LABORATORI ARTIGIANALI, QUESTE LAMPADE SONO CARATTERIZZATE DA PIATTI LEVIGATI IN OTTONE O FERRO ANTICATO. L'ESSENZIALITÀ DELLE FORME E IL TRATTO DECISO SONO ELEMENTI DISTINTIVI DELLA COLLEZIONE CANTINA: PRODOTTI MODERNI E VERSATILI ADATTABILI AD OGNI AMBIENTE.

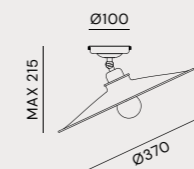
PURPOSELY INSPIRED BY FURNISHINGS TYPICAL OF CELLARS AND WORKSHOPS, THESE LAMPS ARE CHARACTERIZED BY FLAT POLISHED BRASS OR ANTIQUE IRON. THE SIMPLICITY OF THE FORMS AND THE BOLD FEATURES ARE DISTINCTIVE ELEMENTS OF THE COLLECTION CANTINA: MODERN AND VERSATILE PRODUCTS ADAPTABLE TO ANY ENVIRONMENT.



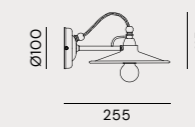




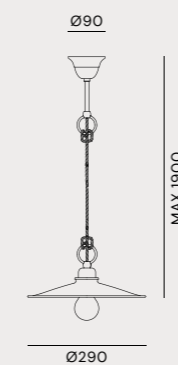
201.02.FF  
201.02.OO  
1xMax 57W E27




201.03.FF  
201.03.OO  
1xMax 57W E27



201.04.FF  
201.04.OO  
1xMax 46W E27



201.10.FF  
201.10.OO  
1xMax 57W E27



201.11.FF  
201.11.OO  
1xMax 57W E27

## Cantina

### FINITURE / FINISHES

● Ottone  
Brass  
OO

● Ferro  
Iron  
FF



# MINI

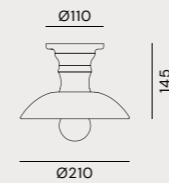

---

## IL FANALE

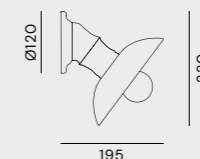
MINI È UNA COLLEZIONE DI APPLIQUE E FARETTI REALIZZATI IN CERAMICA E OTTONE ANTICATO. IL PROFILO RICERCATO CARATTERIZZA QUESTI PRODOTTI COME ELEMENTI DI UN DESIGN GIOVANE E ATTUALE.

MINI IS A COLLECTION OF SCONCES AND SPOTLIGHTS MADE OF CERAMICS AND ANTIQUE BRASS. THE REFINED PROFILE CHARACTERIZES THESE PRODUCTS AS PART OF A YOUNG AND CURRENT DESIGN.

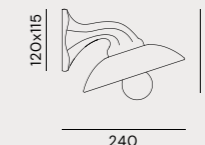




**064.02.OC**  
1xMax 46W E27



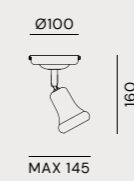
**064.04.OC**  
1xMax 46W E27



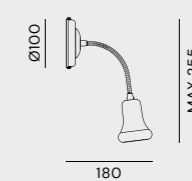
**064.05.OC**  
1xMax 46W E27



**208.22.OO**  
2xMax 35W GU10



**208.23.OO**  
1xMax 35W GU10



**208.20.OO**  
1xMax 35W GU10v



**208.07.OO**  
1xMax 35W GU5.3  
**208.17.OO**  
1xMax 35W GU10




**208.09.OO**  
1xMax 35W GU5.3  
**208.19.OO**  
1xMax 35W GU10

**Mini**


**FINITURE / FINISHES**

**Finitura montatura / Frame finish**

 Ottone  
Brass  
**O**

 Ceramica  
Ceramic  
**C**

**Finitura testa / Shade finish**

 Ottone  
Brass  
**O**



---

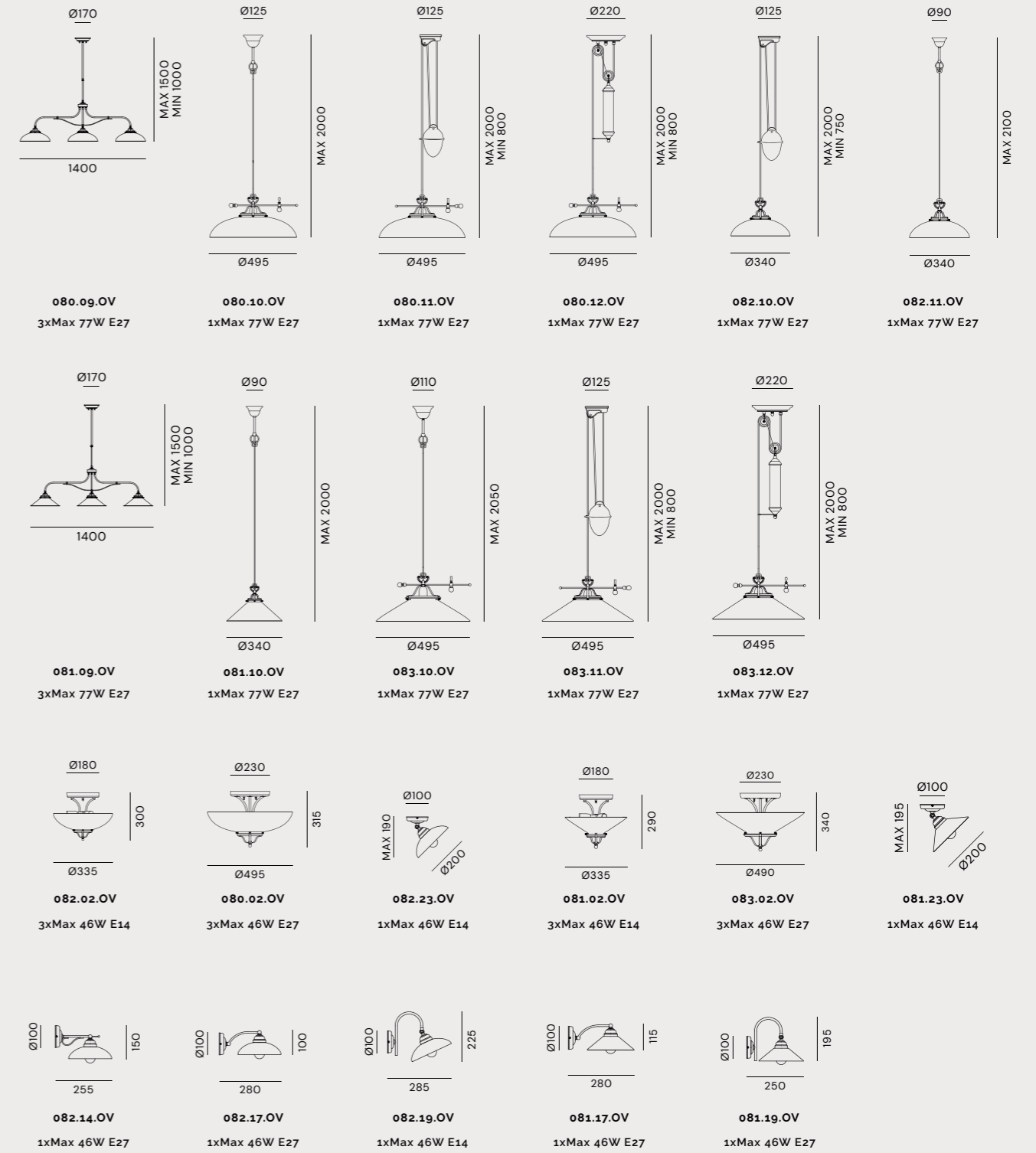
IL FANALE

# COUNTRY

LINGUAGGIO COUNTRY INTERNAZIONALE E TRADIZIONE MILLENARIA DEL VETRO DI MURANO, GRANDE ESPRESSIONE DEL MADE IN ITALY, SI FONDONO ALLA PERFEZIONE NELLA COLLEZIONE COUNTRY. PRODOTTE IN VETRO BIANCO ED OTTONE, QUESTE LAMPADE SONO PECULIARMENTE CARATTERIZZATE DAL BORDO MARRONE, EFFETTO RICAVATO DAL PROCESSO DI BRUCIATURA DEL VETRO SOFFIATO.

INTERNATIONAL COUNTRY LANGUAGE AND MILLENNIAL TRADITION OF MURANO GLASS, GREAT EXPRESSION OF MADE IN ITALY, BLEND PERFECTLY INTO THE COUNTRY COLLECTION. PRODUCED WITH WHITE GLASS AND BRASS, THESE LAMPS ARE PARTICULARLY CHARACTERIZED BY A BROWN RIM - EFFECT FROM THE BURNING PROCESS OF GLASS BLOWING.






Country

FINITURE / FINISHES

Finitura montatura / Frame finish



Finitura testa / Shade finish



---

IL FANALE

# FIOR DI PIZZO

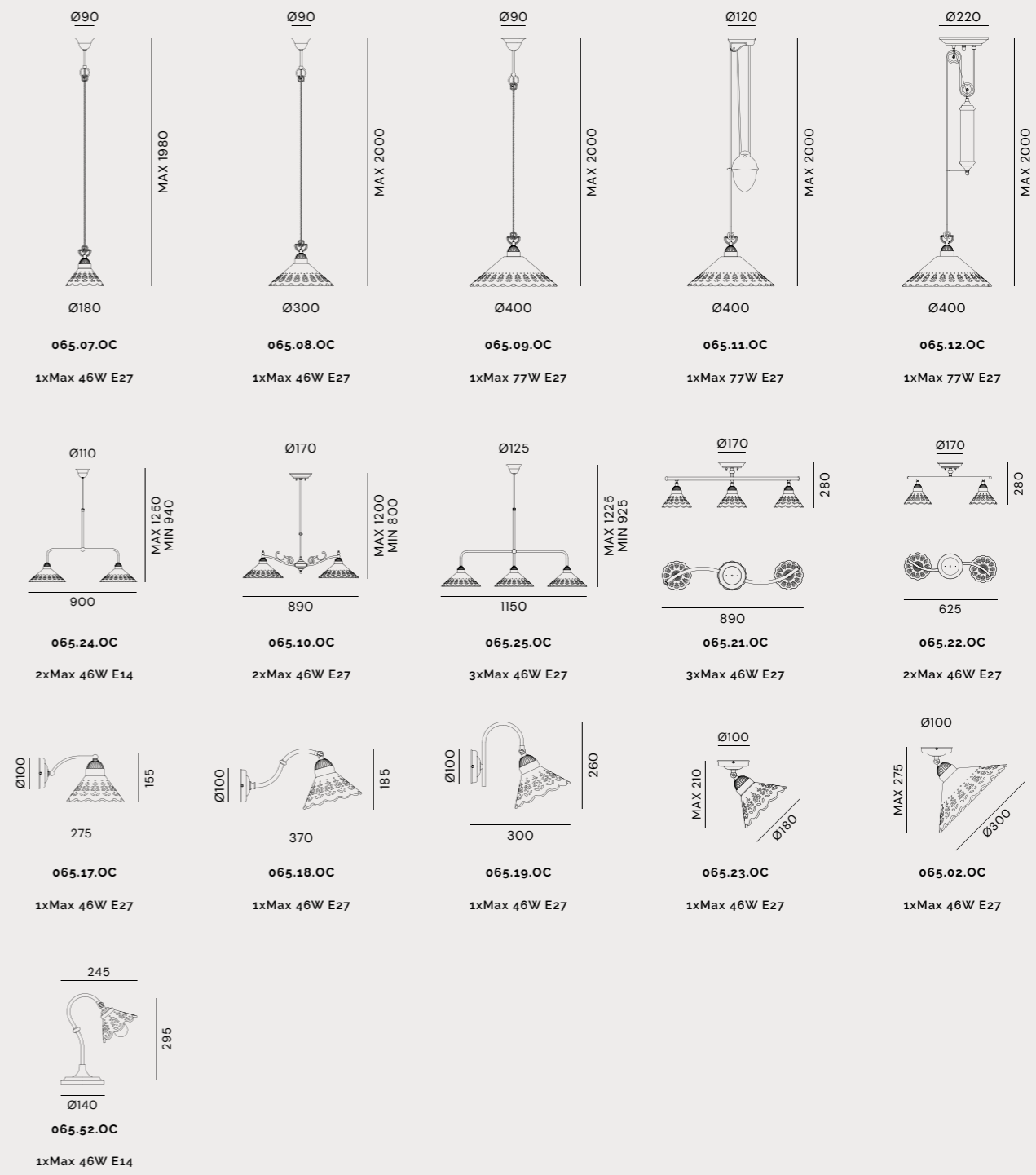
I RICAMI SAPIENTEMENTE TRAFORATI SULLE PREZIOSE CERAMICHE DI BASSANO CONFERISCONO UN GRANDE VALORE ESTETICO ALLE LAMPADE DELLA COLLEZIONE FIORI DI PIZZO, SIMBOLO DI UN CLASSICISMO RIVISITATO IN CHIAVE MODERNA. LA RICERCATA LAVORAZIONE CONSENTE, IN FASE DI ILLUMINAZIONE, LA CREAZIONE DI GIOCHI DI LUCE SULLE PARETI PROIETTANDO FIORI E DECORI.

THE EMBROIDERIES EXPERTLY DRILLED ON PRECIOUS CERAMICS OF BASSANO GIVE A GREAT AESTHETIC VALUE TO THE LAMPS OF THE FIORI DI PIZZO COLLECTION, A SYMBOL OF A MODERN REINTERPRETATION OF CLASSICISM. THE SOPHISTICATED PROCESSING ALLOWS, IN STAGE OF ILLUMINATION, THE CREATION OF THE PLAY OF LIGHT ON THE WALLS PROJECTING FLOWERS AND DECORATIONS.










**Fiori di pizzo**

**FINITURE / FINISHES**

**Finitura montatura / Frame finish**

 Ottone  
 Brass  
**O**

**Finitura testa / Shade finish**

 Ceramica  
 Ceramic  
**C**



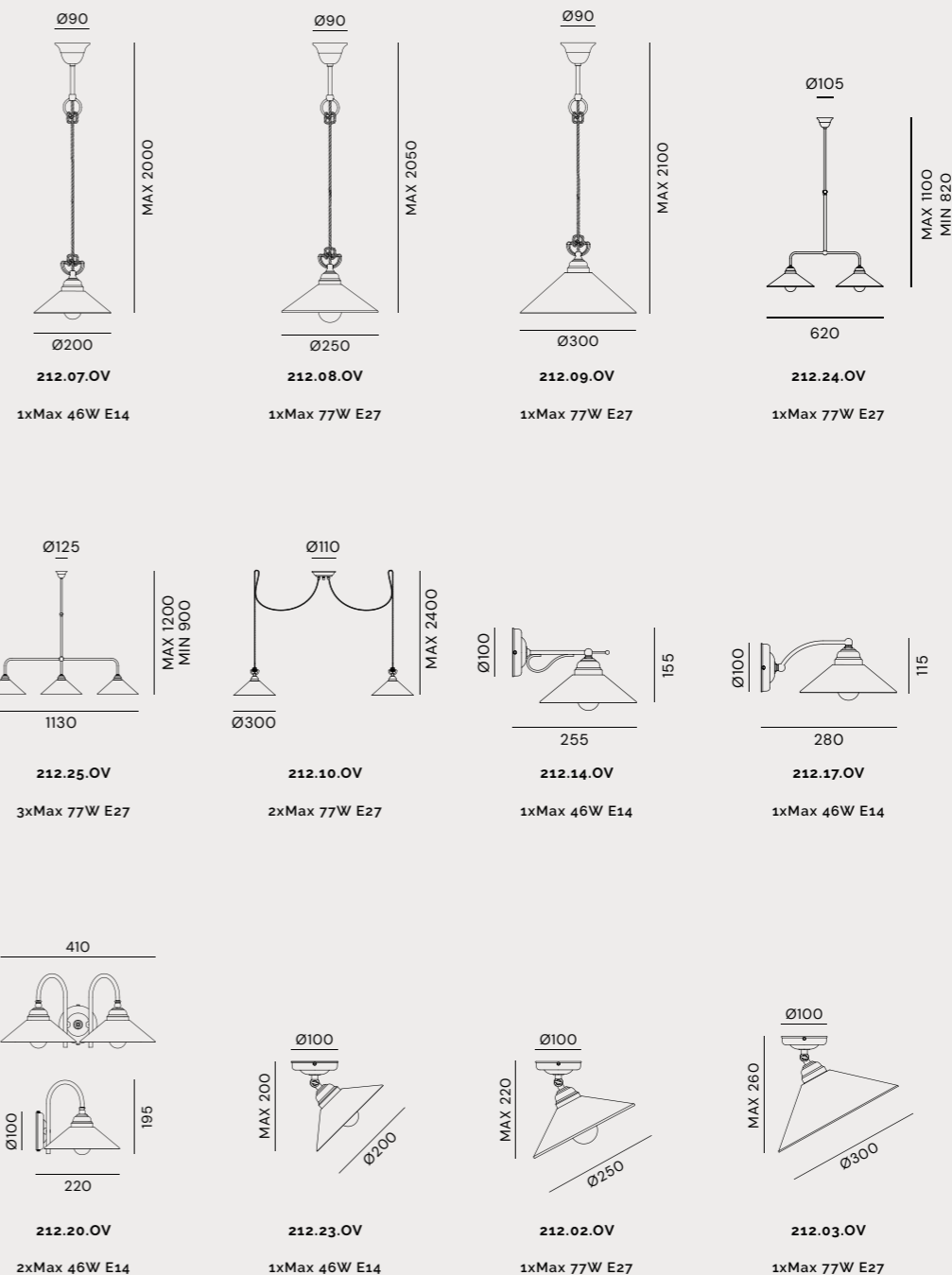

---

IL FANALE

# TABIÀ

REALIZZATE CON VETRO DI MURANO E MONTATURE IN OTTONE ANTICATO, QUESTE LAMPADE RAPPRESENTANO LA PIÙ ALTA ESPRESSIONE DELLO STILE NEW CLASSIC. L'INTERA COLLEZIONE SEGNA L'ATTENTA RICERCA DELLA SEMPLIFICAZIONE E DEL MINIMALISMO STILISTICO RIVISITANDO IN CHIAVE MODERNA MATERIALI TIPICI DELLA TRADIZIONE ITALIANA.

MADE WITH MURANO GLASS AND FRAMES IN ANTIQUE BRASS, THESE LAMPS ARE THE HIGHEST EXPRESSION OF NEW CLASSIC STYLE. THE ENTIRE COLLECTION MARKS THE CAREFUL RESEARCH OF SIMPLICITY AND STYLISTIC MINIMALISM RIVISITING IN MODERN MATERIALS TYPICAL OF THE ITALIAN TRADITION.



**Tabià**

**FINITURE / FINISHES**

**Finitura montatura / Frame finish**

- Ottone  
Brass
- 

**Finitura testa / Shade finish**

- Vetro  
Glass
- V

---

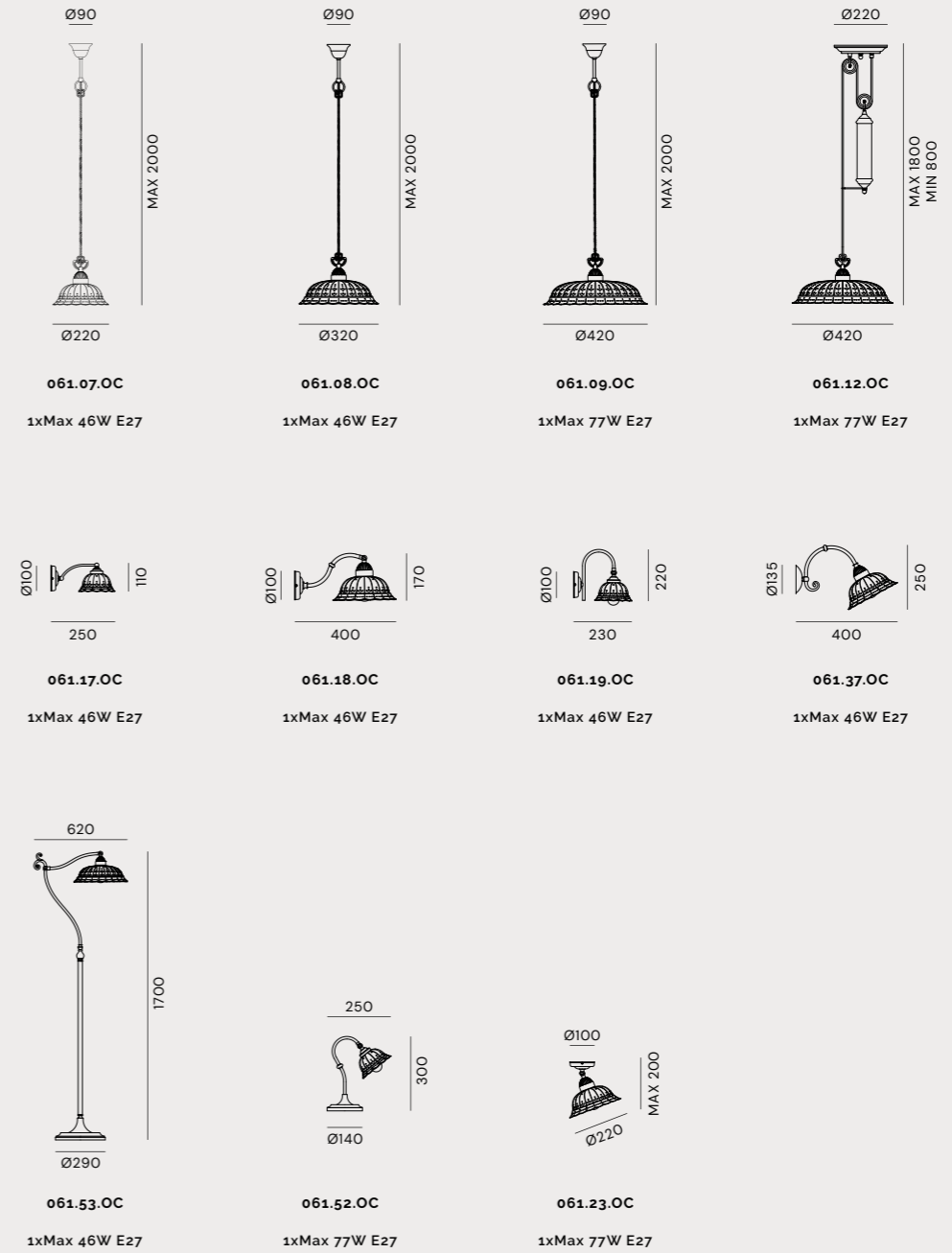
**IL FANALE**

# ANITA

L'ECCELLENTE EQUILIBRIO TRA ELEGANZA DELLO STILE LIBERTY E MODERNO COMFORT FA DI QUESTA COLLEZIONE UN CAPOLAVORO DI MAESTRIA ARTIGIANALE, CONTRADDISTINTA DA DETTAGLI SAPIENTEMENTE RICERCATI. LE FAMOSE CERAMICHE DI BASSANO CON CUI SONO REALIZZATE LE LAMPADE ANITA, CONFERISCONO VALORE AGGIUNTO A QUESTE CREAZIONI.

THE OUTSTANDING BALANCE OF ELEGANCE IN THE ART NOUVEAU STYLE AND MODERN COMFORT MAKE THIS COLLECTION A MASTERPIECE OF CRAFTSMANSHIP, CHARACTERIZED BY EXPERTLY RESEARCHED DETAILS. THE FAMOUS CERAMICS OF BASSANO USED TO MAKE THESE LAMPS, ADD ADDITIONAL VALUE TO THESE CREATIONS.





Anita

FINITURE / FINISHES

Finitura montatura / Frame finish

● Ottone  
Brass  
O

Finitura testa / Shade finish

○ Ceramica  
Ceramic  
C

MAJORETTE  
 BON TON  
 BABETTE  
 SUNSET  
 EDEN  
 SOMBRERO



# MOD- ERN

MODERN SIGNIFICA LINEE PULITE IN CUI L'ASPETTO ESTETICO NON È MAI SLEGATO DALLA COMPONENTE FUNZIONALE. RICHIAMI ALLA VISIONE MINIMALISTA DELLE FORME E DEGLI SPAZI SI FONDONO CON UN APPROCCIO PIÙ MORBIDO NELL'USO DEI COLORI CHE GIOCANO CON LE PROPORZIONI PER RAPPRESENTARE LA NOSTRA CONTEMPORANEITÀ. I MATERIALI SONO SEMPLICI MA TRATTATI, LUCIDATI E RAFFINATI PER OTTENERE SUPERFICI LEGGERE, BRILLANTI E OMOGENEE.



MODERN MEANS CLEAN LINES WHERE THE FORM FOLLOWS THE FUNCTION. THE MINIMALISTIC INSPIRATION OF THE MODERN DESIGN JOINS A SOFT APPROACH IN THE USE OF COLORS AND SHAPES THAT PLAY WITH PROPORTIONS TO BETTER REPRESENT THE CONTEMPORANEITY. THE MATERIALS ARE SIMPLE, BUT TREATED, POLISHED AND REFINED TO GET LIGHT, BRIGHT AND HOMOGENEOUS SURFACES.

—  
**MATTEO  
 BIANCHI**

# MAJORETTE


UNA LUCE LINEARE, DECORATIVA MA NON TROPPO INVASIVA CHE ILLUMINA IN MANIERA UNIFORME SPAZI DI AGGREGAZIONE COME BANCHI, ISOLE E TAVOLI E RISPONDENDO COSÌ AD UNA SPECIFICA ESIGENZA DEL MERCATO.

LA COLLEZIONE ESIBISCE LA SUA ANIMA LUDICA OFFRENDO LA POSSIBILITÀ DI GIOCARE CON LA SUA VERSATILITÀ E LA SUA FORMA LEGGERA CHE RICORDA IL BASTONE DELLE MAJORETTE O I FILI SU CUI CAMMINANO GLI ACROBATI CIRCENSI. DISPONIBILE IN DUE VERSIONI A SOSPENSIONE E UN MODELLO A PARETE.

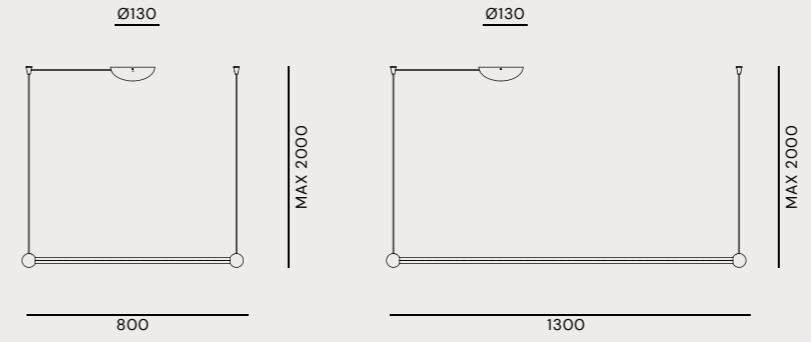
WITH ITS DECORATIVE BUT NOT OVERLY INVASIVE LINEAR SHAPE, THIS LIGHT UNIFORMLY ILLUMINATES MEETING SPACES LIKE DESKS, WORKSTATIONS AND TABLES, RESPONDING TO SPECIFIC MARKET NEEDS.

THE COLLECTION EXHIBITS ITS PLAYFUL IDENTITY ALLOWING TO PLAY WITH ITS SLIGHT AND VERSATILE SHAPE THAT RECALLS A MAJORETTE'S STICK OR THE WIRES ON WHICH CIRCUS ACROBATS PERFORM. AVAILABLE IN TWO PENDANT MODELS AND ONE WALL MODEL.



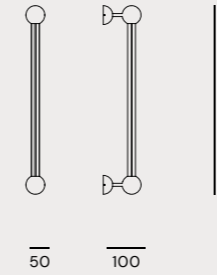






**278.01.NN**  
10W LED 2700K

**278.02.NN**  
17W LED 2700K



**278.03.NN**  
6W LED 2700K

## Majorette

### FINITURE / FINISHES

- Nero opaco  
Matt black  
**NN**


—  
CRISTINA  
CELESTINO


# BON TON

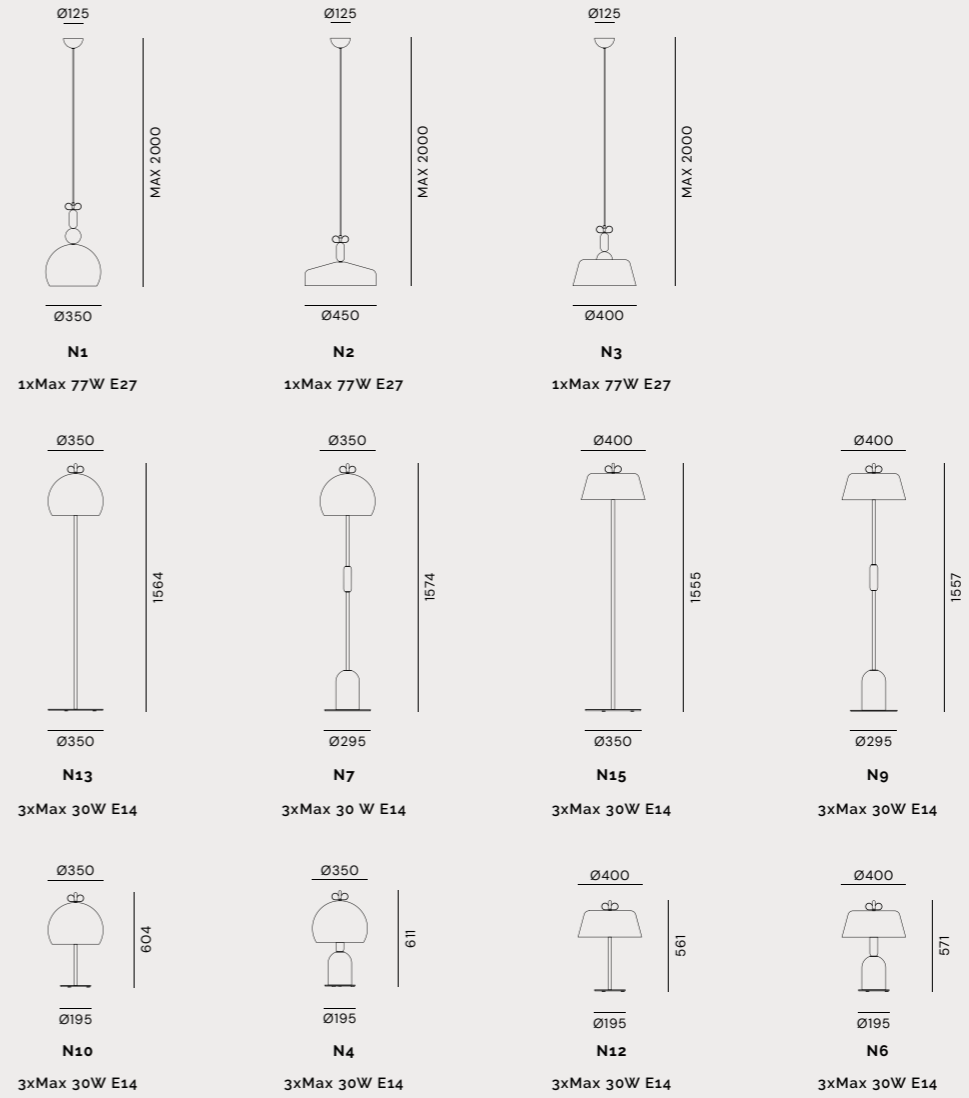
GIOIELLI. SCULTURE. ARTE. ELEGANZA. FEMMINILITÀ. VITA QUOTIDIANA. MEMORIE. TUTTO QUESTO HA AMALGAMATO CRISTINA CELESTINO PROGETTANDO BON TON. IL RICHIAMO ALL'ORECCHINO, SIMBOLO DI ELEGANZA, NE ESPRIME IL CARATTERE FEMMINILE ANCHE ATTRAVERSO UN TRATTO DECISO E SAPIENTE SOTTOLINEATO DALLA CURA DEI DETTAGLI. CURA CHE SI MATERIALIZZA ANCHE NEL "RICCIOLO" DI CHIUSURA, ELEMENTO EMBLEMATICO DEL PRODOTTO, E NELLA RICERCA DELLE SUE FINITURE.

JEWELLERY. SCULPTURES. ART. ELEGANCE. FEMININITY. DAILY LIFE. MEMORIES. ALL THIS WAS COMBINED BY CRISTINA CELESTINO WHEN DESIGNING BON TON. THE RECALL TO THE EARRING, A SYMBOL OF ELEGANCE, EXPRESSES ITS FEMININE CHARACTER THROUGH SKILFUL LINE EMPHASIZED BY THE ATTENTION TO DETAILS. SUCH AS WITH THE "RIBBON", EMBLEM OF BON TON, THAT GRACES THE LAMP AND THE USE OF ELEGANT FINISHES.










**Bon-Ton**

**FINITURE / FINISHES**



<b>N1</b>	oro /gold rame/copper				<b>N1G10</b>			<b>N1A10</b>	<b>N1B10</b>
					<b>N1G1</b>			<b>N1A1</b>	<b>N1B1</b>
<b>N2</b>	oro /gold rame/copper	<b>N2C1O</b>						<b>N2D1O</b>	
		<b>N2C1</b>						<b>N2D1</b>	
<b>N3</b>	oro /gold rame/copper	<b>N3D1O</b>	<b>N3E10</b>	<b>N3F10</b>	<b>N3G10</b>	<b>N3H10</b>			
		<b>N3D1</b>	<b>N3E1</b>	<b>N3F1</b>	<b>N3G1</b>	<b>N3H1</b>			
<b>N13</b>	oro /gold				<b>N13G30</b>			<b>N13A30</b>	<b>N13B30</b>
<b>N7</b>	oro /gold				<b>N7G30</b>			<b>N7A30</b>	<b>N7B30</b>
<b>N15</b>	oro /gold	<b>N15D30</b>	<b>N15E30</b>	<b>N15F30</b>	<b>N15G30</b>	<b>N15H30</b>			
<b>N9</b>	oro /gold	<b>N9D30</b>	<b>N9E30</b>	<b>N9F30</b>	<b>N9G30</b>	<b>N9H30</b>			
<b>N10</b>	oro /gold				<b>N10G30</b>			<b>N10A30</b>	<b>N10B30</b>
<b>N4</b>	oro /gold				<b>N4G30</b>			<b>N4A30</b>	<b>N4B30</b>
<b>N12</b>	oro /gold	<b>N12D30</b>	<b>N12E30</b>	<b>N12F30</b>	<b>N12G30</b>	<b>N12H30</b>			
<b>N6</b>	oro /gold	<b>N6D30</b>	<b>N6E30</b>	<b>N6F30</b>	<b>N6G30</b>	<b>N6H30</b>			



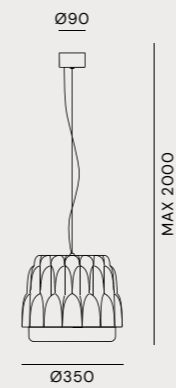
---

CRISTINA  
CELESTINO

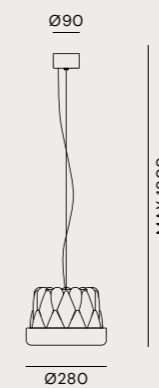
# BABETTE

UNA COLLEZIONE DI LAMPADE A SOSPENSIONE ISPIRATA AD UN IDEALE BANCHETTO DOVE PROTAGONISTI SONO BUDINI CREATI IMPIEGANDO GLI INCONFONDIBILI STAMPI SAVARIN. QUESTI STAMPI SONO STATI CESELLATI, NEL CORSO DEI SECOLI, DA ABILI ARTIGIANI CHE NE HANNO SCOLPITO LE FORME SINUOSE ATTRAVERSO COMPLESSI GIOCHI DI VOLUMI. LE LAMPADE BABETTE SONO RISULTATO DI UNA RICERCA FORMALE ED ESTETICA MIRATA A ESPRIMERE QUESTE FORME ICONICHE E FAMILIARI IN VESTE CONTEMPORANEA.

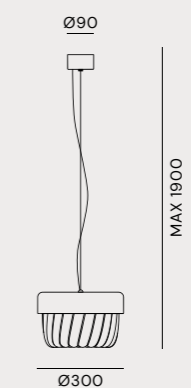
IT IS A FAMILY OF PENDANTS INSPIRED BY AN IDEAL BANQUET WHERE PROTAGONISTS ARE MOULDS OF SAVARIN CAKES, CHISELLED THROUGHOUT THE CENTURIES BY ARTISANS WHO CARVED THOSE SINUOUS SHAPES EMBEDDING VOLUMES. BABETTE IS THE RESULT OF A FORMAL AND AESTHETIC RESEARCH AIMED AT EXPRESSING THESE ICONIC AND FAMILIAR FORMS IN A CONTEMPORARY STYLE.



BB1A1  
BB1B1  
BB1C1  
BB1D1  
BB1E1  
  
1xMax 57W E27



BB2A1  
BB2B1  
BB2C1  
BB2D1  
BB2E1  
  
1xMax 57W E27



BB3A1  
BB3B1  
BB3C1  
BB3D1  
BB3E1  
  
1xMax 57W E27

## Babette

### FINITURE / FINISHES

- |   |   |  |
|---|---|--|
|  Blu Lucido<br>Glossy Blue<br><b>A</b>      |  Verde Lucido<br>Glossy Green<br><b>B</b> |  Rosa Opaco<br>Matt Pink<br><b>C</b> |
|  Bianco Lucido<br>Glossy White<br><b>D</b> |  Nero Lucido<br>Glossy Black<br><b>E</b> |  |

---

**IL FANALE**

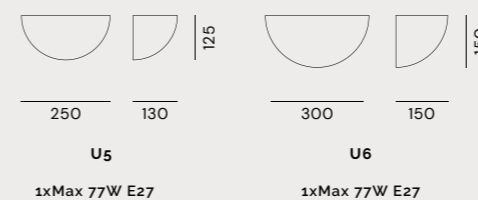
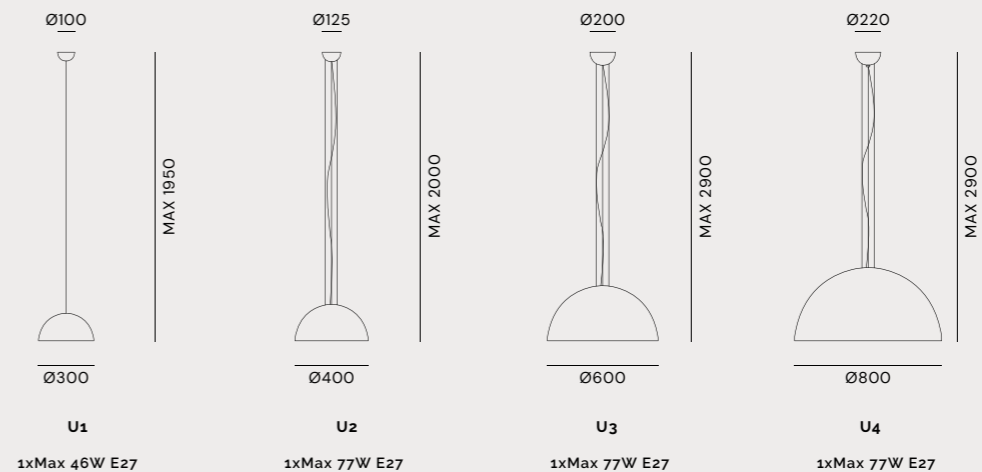
# SUNSET

AL FERRO ANTICATO O AGLI INTRAMONTABILI CLASSICI BIANCO/GRIGIO ALL'ESTERNO DEL DIFFUSORE FANNO DA CONTRASTO I PREGIATI INTERNI IMPREZIOSITI DALL'APPLICAZIONE A MANO DELLA FOGLIA IN VERSIONE ORO, ARGENTO O RAME. UNA MANIFATTURA CHE RICHIEDE TECNICA E TEMPO MA CHE RENDE QUESTE LAMPADE OPERE SOSPESSE ADATTE A NUMEROSI AMBIENTI.

AGED IRON OR THE EVERGREEN WHITE/GREY ON THE OUTSIDE ARE PAIRED WITH THE PRECIOUS INTERIOR ENRICHED WITH GOLD, SILVER OR COPPER LEAF APPLIED BY HAND. SUNSET INVOLVES A LENGTHY PRODUCTION PROCESS THAT REQUIRES SPECIAL SKILLS AND MUCH TIME BUT WORTH TO CREATE THESE SUSPENDED ARTWORKS SUITABLE FOR MANY ENVIRONMENTS.







## Sunset

### FINITURE / FINISHES

Finitura esterna / Exterior finish		Finitura interna / Interior finish			
		○ bianco white	● foglia argento silver leaf	● foglia oro gold leaf	● foglia rame copper leaf
U1	bianco/white ○	U1E1	U1F1	U1G1	U1H1
	ferro/iron ●	U1I1	U1L1	U1M1	U1N1
	grigio/grey ○	U1P1	U1Q1	U1R1	U1S1
U2	bianco/white ○	U2E1	U2F1	U2G1	U2H1
	ferro/iron ●	U2I1	U2L1	U2M1	U2N1
	grigio/grey ○	U2P1	U2Q1	U2R1	U2S1
U3	bianco/white ○	U3E1	U3F1	U3G1	U3H1
	ferro/iron ●	U3I1	U3L1	U3M1	U3N1
	grigio/grey ○	U3P1	U3Q1	U3R1	U3S1
U4	bianco/white ○	U4E1	U4F1	U4G1	U4H1
	ferro/iron ●	U4I1	U4L1	U4M1	U4N1
	grigio/grey ○	U4P1	U4Q1	U4R1	U4S1
U5	bianco/white ○	U5E1			
	ferro/iron ●	U5I1			
	grigio/grey ○	U5P1			
U6	bianco/white ○	U6E1			
	ferro/iron ●	U6I1			
	grigio/grey ○	U6P1			

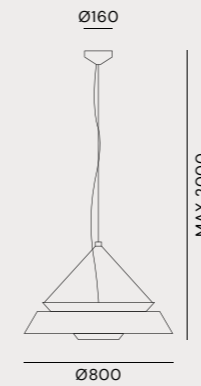
—  
ENZO BERTI

# EDEN

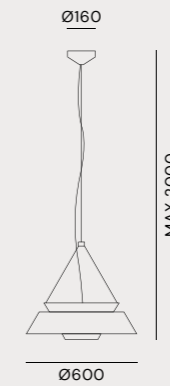
GRAZIE ALLA SUA TECNOLOGIA LED, EDEN SI INSERISCE TRA LE LAMPADE DI NUOVA GENERAZIONE VOLTE AL RISPARMIO ENERGETICO. LA COLLEZIONE COMPRENDE LAMPADE A SOSPENSIONE IN DUE DIVERSI DIAMETRI (600 MM E 800 MM). SONO PROPOSTE IN UNA COMBINAZIONE DI BIANCO LUCIDO, GRIGIO LUCIDO O FERRO ANTICATO .

THANKS TO ITS LED TECHNOLOGY, EDEN IS PART OF THE NEW GENERATION OF ENERGY-SAVING LAMPS. THE COLLECTION INCLUDES PENDANT LAMPS IN TWO DIFFERENT DIAMETERS (600 MM AND 800 MM) AND COMES IN GLOSSY WHITE, GLOSSY GREY OR AGED IRON MATCHED.





E3B12  
E3C12  
E3E12  
LED 30W 3000K



E2B10  
E2C10  
E2E10  
LED 15W 3000K

## Eden

### FINITURE / FINISHES

---



Bianco Lucido  
Glossy White

B



Ferro  
Iron

C



Grigio Lucido  
Glossy Grey

E

---

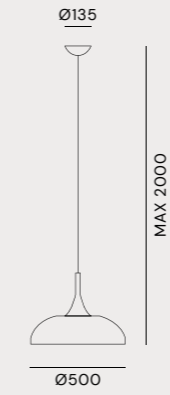
ENZO  
BERTI

# SOMBRERO

SOMBRERO DISEGNA GLI SPAZI DIFFERENTEMENTE GRAZIE A DUE DIAMETRI E ALLE DIVERSE FINITURE CHE MESCOLOANO IL LEGNO DI FRASSINO SBIANCATO AL METALLO VERNICIATO PER UN'ESPERIENZA D'ARREDO UNICA. FORME AGGRAZIATE, PROPORZIONI METICULOSE, TONALITÀ CLASSICHE PER UN LIVING MODERNO: SOMBRERO DIVENTERÀ PRESTO LA SILENZIOSA PROTAGONISTA DELLO SPAZIO. DISPONIBILE IN BIANCO LUCIDO, GRIGIO LUCIDO E FERRO ANTICATO.

SOMBRERO DESIGNS SPACES DIFFERENTLY THANKS TO TWO DIAMETERS AND VARIOUS FINISHES THAT MIX BLEACHED ASH WOOD TO PAINTED METAL FOR STYLISH INTERIOR DESIGN OPTIONS. SINUOUS SHAPES, METICULOUS SHAPES, CLASSIC SHADES OF COLOR FOR A MODERN LIVING: SOMBRERO WILL EASILY BECOME THE SILENT PROTAGONIST OF YOUR INDOOR WORLD. AVAILABLE IN GLOSS FINISH FOR BOTH WHITE AND GREY AND AGED IRON.





S2A1  
S2C1  
S2F1  
1xMax 77W E27



S1A1  
S1C1  
S1F1  
1xMax 46W E27

## Sombrero

### FINITURE / FINISHES

○ Bianco Lucido  
Glossy White  
A

● Ferro  
Iron  
C

● Grigio Lucido  
Glossy Grey  
F




# TORREMATO

TORREMATO RAPPRESENTA UN ITINERARIO CREATIVO ALL'INTERNO DEL MONDO IL FANALE. "LIGHT COME TRUE" È IL SUO MOTTO E INDICA LA FORZA MOTRICE CHE PORTA ALLO SVILUPPO DI CONCEPT FUORI DAGLI SCHEMI ALLO SCOPO DI REALIZZARE I SOGNI DEI DESIGNERS. TORREMATO È UNA PIATTAFORMA CREATIVA, UN LABORATORIO DI IDEE DA CUI PRENDONO VITA PROGETTI SPERIMENTALI CHE UNA VOLTA INDUSTRIALIZZATI DIVENTANO PRODOTTI ICONICI DELLE LINEE DI PRODOTTO IL FANALE.

NEL 2014 TORREMATO DIVENTA UNO DEI NOMI PIÙ INTERESSANTI DEL DESIGN MONDIALE GRAZIE AL "COMPASSO D'ORO" PRESTIGIOSO RICONOSCIMENTO INTERNAZIONALE CON CUI VIENE PREMIATO UNO DEI SUOI PRODOTTI PIÙ ICONICI, BITTA.

TORREMATO IS A NEW CREATIVE PATH WITHIN THE WORLD OF IL FANALE.

"LIGHT COME TRUE" IS THE MOTTO THAT INDICATES THE DRIVING FORCE FOR THE DEVELOPMENT OF "OUTSIDE THE BOX" CONCEPTS TO MAKE DESIGNERS' DREAMS COME TRUE. TORREMATO IS A CREATIVE PLATFORM, A LABORATORY OF IDEAS WHERE EXPERIMENTAL PROJECTS COME TO LIFE AND BECOME ICONIC IL FANALE PRODUCTS ONCE INDUSTRIALISED. IN 2014, TORREMATO GAINED WORLDWIDE RECOGNITION BY WINNING THE COVETED INTERNATIONAL COMPASSO D'ORO AWARD FOR ONE OF ITS MOST ICONIC PRODUCTS BITTA.



---

TORREMATO

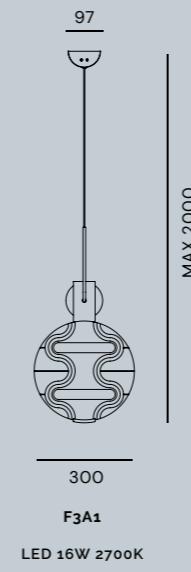
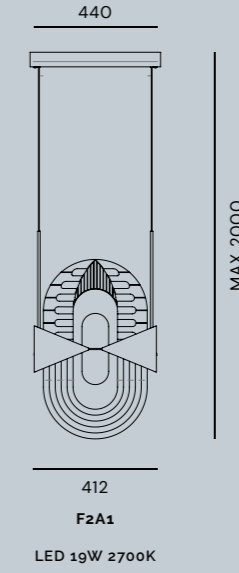
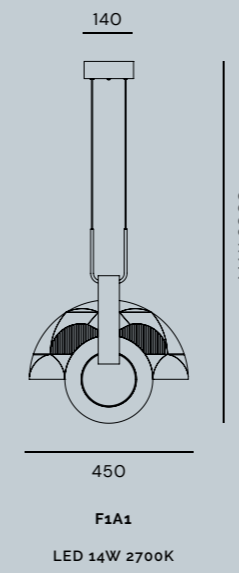
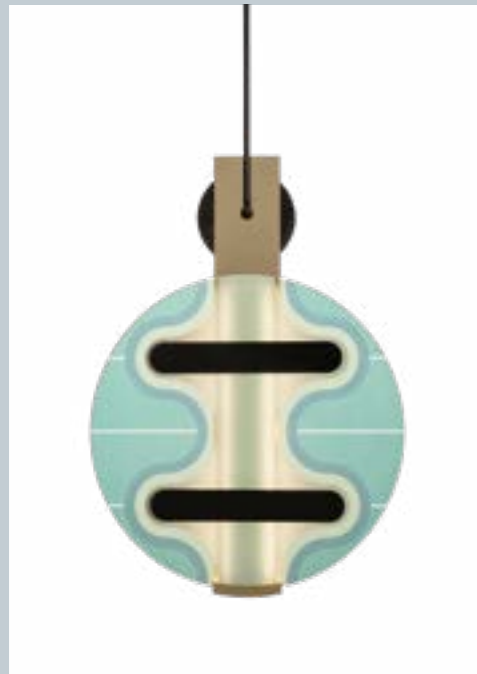
—  
ELENA  
SALMISTRARO

# MIAMI

UNA COLLEZIONE DI SOSPENSIONI, SINTETICHE NELLA SUA ESSENZA MA COMPLESSE NELLA SUA STRUTTURA. SONO MANIFESTI ALCUNI RIMANDI STORICI, CHE PERÒ VENGONO SAPIENTEMENTE RIELABORATI E DECLINATI CON UN LINGUAGGIO FORTEMENTE CONTEMPORANEO, RESO ANCORA PIÙ PALESE DAL DISEGNO GEOMETRICO E DAI COLORI PROPRI DELLA DIALETTICA ARTISTICA DELLA DESIGNER. LA COMPOSIZIONE GENERA INCONSAPEVOLMENTE QUELL'ALITO DI OPULENZA CARATTERISTICO DELL'ART DÉCO AMERICANA, RICHIAMATA ANCHE DAL NOME DELLA CITTÀ CHE INCARNA QUEL MOVIMENTO STILISTICO, ORIGINANDO INEVITABILMENTE UNA SORTA DI CELEBRAZIONE DEGLI AMBIENTI SOFISTICATI E DALL'ATMOSFERA INCANTATA TIPICA DELLE MIGLIORI SCENOGRAFIE CINEMATOGRAFICHE.

A COLLECTION OF PENDANT LAMPS, SIMPLE IN ITS ESSENCE BUT WITH A COMPLEX STRUCTURE. THERE ARE SEVERAL HISTORICAL REFERENCES WHICH ARE SKILFULLY REWORKED AND MARKED WITH A STRONGLY CONTEMPORARY LANGUAGE, MADE EVEN MORE EVIDENT BY THE GEOMETRIC DESIGN AND THE COLOURS OF THE DESIGNER'S ARTISTIC DIALECTIC. THE COMPOSITION UNCONSCIOUSLY GENERATES THE TASTE OF AMERICAN ART DECO OPULENCE, RECALLED ALSO BY THE NAME OF THE CITY THAT EMBODIES THAT ART MOVEMENT, INEVITABLY GIVING RISE TO A KIND OF CELEBRATION OF SOPHISTICATED ENVIRONMENTS, AND BY THE ENCHANTED ATMOSPHERE TYPICAL OF THE BEST FILM SETS.





## Miami

### FINITURE / FINISHES

- |             |   |   |
|-------------|---|---|
| <b>F1A1</b> |  Vetro Glass |  Metallo dorato Golden metal |
| <b>F3A1</b> |  Vetro Glass |  Metallo dorato Golden metal |
| <b>F2A1</b> |  Vetro Glass |  Nero lucido Glossy black    |



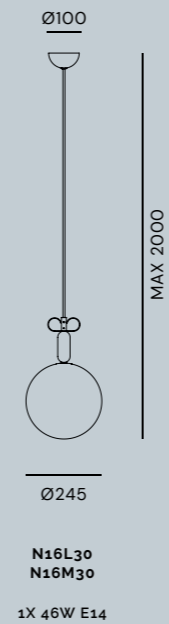
—  
CRISTINA  
CELESTINO

# BON TON MARBLES

L'ALLURE DI BON TON SI ARRICCHISCE DI UNA VERSIONE "PREZIOSA" IN VETRO E MARMO, UN ABITO DA SERA PER LE OCCASIONI SPECIALI CHE CONIUGA ANIMO DECÒ E LEGGEREZZA. LA SFERA DI VETRO SFUMATO È DISPONIBILE IN GRIGIO PERLA E ROSA E L'ELEMENTO DI MARMO IN BIANCO CARRARA O VERDE ALPI. IL DETTAGLIO DEL RICCIO IN OTTONE, ELEMENTO EMBLEMATICO DELLA DESIGNER CHE RIPORTA ALLA MENTE L'ORECCHINO SIMBOLO DI ELEGANZA E FEMMINILITÀ, È STATO MANTENUTO NELLA SUA VERSIONE ORIGINALE. UN'OPERA DI LUCE IN CUI ELEMENTI TIPICI DELL'ITALIAN STYLE VENGONO REINTERPRETATI CON GRAZIA IN MANIERA CONTEMPORANEA E ICONICA.







THE ALLURE OF BON TON IS ENRICHED WITH A "PRECIOUS" VERSION IN GLASS AND MARBLE, LIKE AN EVENING DRESS FOR SPECIAL OCCASIONS THAT COMBINES DECO AND LIGHTNESS. THE SHADED GLASS SPHERE IS AVAILABLE IN PEARL GREY AND PINK AND THE MARBLE ELEMENT IN WHITE CARRARA OR ALPINE GREEN. THE DETAIL OF THE BRASS RIBBON, EMBLEMATIC OF THE DESIGNER THAT BRINGS TO MIND THE EARRING, A SYMBOL OF ELEGANCE AND FEMININITY, HAS BEEN RETAINED IN ITS ORIGINAL VERSION. THIS IS A WORK OF LIGHT ART WHERE TYPICAL ELEMENTS OF THE ITALIAN STYLE ARE REINTERPRETED GRACEFULLY IN A CONTEMPORARY AND ICONIC WAY.





### Bon Ton Marbles

#### FINITURE / FINISHES

- |               |  |  |  |
|---------------|--|--|--|
| <b>N16L30</b> |  Vetro grigio<br>Grey glass |  Marmo bianco<br>White marble |  Ottone naturale<br>Natural Brass |
| <b>N16M30</b> |  Vetro rosa<br>Pink glass   |  Marmo verde<br>Green marble  |  Ottone naturale<br>Natural Brass |

# OUT- DOOR



## COUN- TRY

LANTERNE  
 BORGIO  
 CALMAGGIORE  
 FIORDO  
 GARDEN  
 GRANAIO  
 LOGGIA  
 PORTO  
 VENZIA  
 BARCHESSA  
 CONTRADA  
 PATIO  
 QUADRO  
 PONTE

## INDUS- TRIAL

MARINA  
 DECORI  
 DROP  
 GALILEO



## MOD- ERN

DRESS  
 KEIREI  
 SAINT TROPEZ  
 TO-BE  
 BITTA  
 BOLE  
 EVELINA  
 GAME  
 INBOX-OUTBOX


---

IL FANALE


# LANTERNE

LA LUCE TENUE E AMBRATA DIVENTA ASSOLUTA PROTAGONISTA DI QUESTA SERIE DI LAMPADE DI CHIARA ISPIRAZIONE ORIENTALEGGIANTE. I PRODOTTI DELLA COLLEZIONE LANTERNE, CON MONTATURE IN OTTONE O FERRO E VETRO TRASPARENTE, REINTERPRETANO IN CHIAVE CONTEMPORANEA TUTTO IL FASCINO DELLA TIPICA ATMOSFERA A LUME DI CANDELA.

THE SOFT AND AMBER LIGHT BECOMES AN ABSOLUTE PROTAGONIST OF THESE SERIES OF LAMPS CLEARLY INSPIRED BY ORIENTAL FEATURES. THE PRODUCTS OF LANTERNE COLLECTION, WITH FRAMES MADE OF BRASS OR IRON AND TRANSPARENT GLASS, REINTERPRET IN A CONTEMPORARY LIGHT ALL THE CHARM OF THE TYPICAL ATMOSPHERE OF CANDLELIGHT.








<p>Ø90 1545 □230</p> <p><b>265.07.00</b> <b>265.07.FF</b></p> <p>1xMax 70W E27 - IP44</p>	<p>Ø130 1800 □230</p> <p><b>265.08.00</b> <b>265.08.FF</b></p> <p>1xMax 105W E27 - IP44</p>	<p>Ø110 1545 □230</p> <p><b>265.17.00</b> <b>265.17.FF</b></p> <p>1xMax 70W E27 - IP44</p>	<p>Ø110 MAX 1800 □230</p> <p><b>265.18.00</b> <b>265.18.FF</b></p> <p>1xMax 105W E27 - IP44</p>	<p>□130 MAX 2200 □230</p> <p><b>266.07.00</b> <b>266.07.FF</b></p> <p>1xMax 70W E27 - IP44</p>	<p>□130 MAX 2350 □230</p> <p><b>266.08.00</b> <b>266.08.FF</b></p> <p>1xMax 105W E27 - IP44</p>
<p>□130 MAX 2200 □230</p> <p><b>266.17.00</b> <b>266.17.FF</b></p> <p>1xMax 70W E27 - IP44</p>	<p>□130 MAX 1550 □230</p> <p><b>266.18.00</b> <b>266.18.FF</b></p> <p>1xMax 105W E27 - IP44</p>	<p>350 530 □230</p> <p><b>265.03.00</b> <b>265.03.FF</b></p> <p>1xMax 28W E27 - IP65</p>	<p>550 730 □230</p> <p><b>265.04.00</b> <b>265.04.FF</b></p> <p>1xMax 42W E27 - IP65</p>	<p>350 530 □230</p> <p><b>265.13.00</b> <b>265.13.FF</b></p> <p>1xMax 28W E27 - IP65</p>	<p>550 730 □230</p> <p><b>265.14.00</b> <b>265.14.FF</b></p> <p>1xMax 42W E27 - IP65</p>
<p>250 270 460</p> <p><b>266.03.00</b> <b>266.03.FF</b></p> <p>1x 18W 2G10 - IP65</p>	<p>250 270 460</p> <p><b>266.13.00</b> <b>266.13.FF</b></p> <p>1xMax 18W 2G10 - IP65</p>	<p>□230 560 □175</p> <p><b>265.01.00</b> <b>265.01.FF</b></p> <p>1xMax 28W E27 - IP65</p>	<p>□230 790 □175</p> <p><b>265.02.00</b> <b>265.02.FF</b></p> <p>1xMax 42W E27 - IP65</p>	<p>□230 560 □175</p> <p><b>265.11.00</b> <b>265.11.FF</b></p> <p>1xMax 28W E27 - IP65</p>	<p>□230 790 □175</p> <p><b>265.12.00</b> <b>265.12.FF</b></p> <p>1xMax 42W E27 - IP65</p>
<p>□230 460 □175</p> <p><b>266.01.00</b> <b>266.01.FF</b></p> <p>1xMax 18W 2G10 - IP65</p>	<p>□230 660 □175</p> <p><b>266.02.00</b> <b>266.02.FF</b></p> <p>1xMax 18W 2G10 - IP65</p>	<p>□230 460 □175</p> <p><b>266.11.00</b> <b>266.11.FF</b></p> <p>1xMax 18W 2G10 - IP65</p>	<p>□230 660 □175</p> <p><b>266.12.00</b> <b>266.12.FF</b></p> <p>1xMax 18W 2G10 - IP65</p>		

## Lanterne

### FINITURE / FINISHES

#### Finitura fascia / Band finish



#### Vetro / Glass






---

IL FANALE

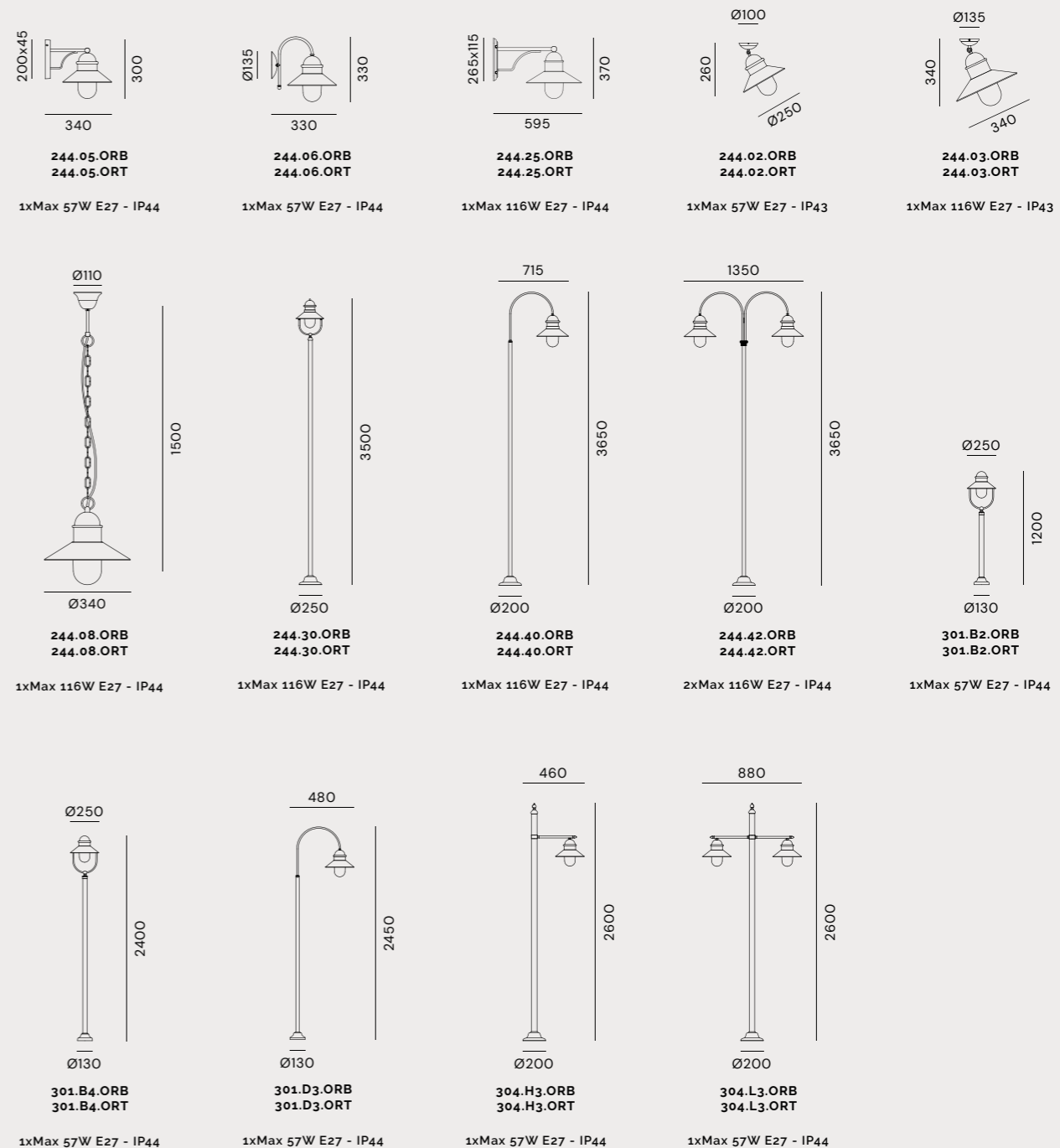
# BORGO

ARTIGIANALITÀ E ATTENTA RICERCA DEI MATERIALI SI FONDONO CON LE PIÙ RECENTI TECNICHE D'ILLUMINAZIONE DANDO VITA ALLA COLLEZIONE BORGO CHE SI CONFIGURA COME LA PIÙ ALTA RAPPRESENTAZIONE DEL MOOD AZIENDALE. LE LAMPADE, REALIZZATE IN RAME ED OTTONE, PRESENTANO FORME D'ISPIRAZIONE CLASSICA SAPIENTEMENTE RIVISITATE IN CHIAVE CONTEMPORANEA.

ARTIGIANALITÀ E ATTENTA RICERCA DEI MATERIALI SI FONDONO CON LE PIÙ RECENTI TECNICHE D'ILLUMINAZIONE DANDO VITA ALLA COLLEZIONE BORGO CHE SI CONFIGURA COME LA PIÙ ALTA RAPPRESENTAZIONE DEL MOOD AZIENDALE. LE LAMPADE, REALIZZATE IN RAME ED OTTONE, PRESENTANO FORME D'ISPIRAZIONE CLASSICA SAPIENTEMENTE RIVISITATE IN CHIAVE CONTEMPORANEA.










## Borgo

### FINITURE / FINISHES



#### Finitura montatura / Frame finish

 Ottone  
Brass  
O

#### Finitura testa / Shade finish

 Ottone  
Brass  
O
  Rame  
Copper  
R

#### Vetro / Glass

 Bianco  
White  
B
  Trasparente  
Transparent  
T

---

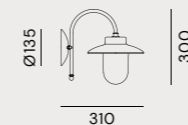
IL FANALE

# CALMAGGIORE

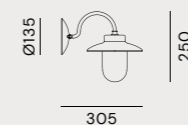
L'IMPATTO VISIVO DELICATO MA DECISO CARATTERIZZA LE LAMPADE DI QUESTA COLLEZIONE PER OUTDOOR. I PRODOTTI, REALIZZATI IN RAME E OTTONE ANTICATO, SONO CONTRADDISTINTI DA UN'EFFICIENTE EMISSIONE LUMINOSA CHE CONFERISCE CARATTERE AGLI SPAZI ARREDATI.

THIS OUTDOOR COLLECTION OF LAMPS OFFERS A FIRM YET DELICATE VISUAL IMPACT. THESE LAMPS MADE OF COPPER AND ANTIQUED BRASS, GIVE OFF EFFICIENT LIGHT WHILE ADDING CHARACTER TO THE FURNISHED SPACE.

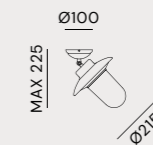




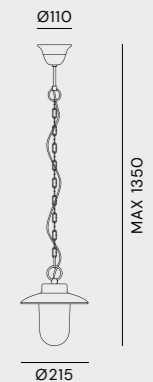
230.03.ORB  
230.03.ORT  
1xMax 46W E27 - IP44



231.03.ORB  
231.03.ORT  
1xMax 46W E27 - IP44



232.06.ORB  
232.06.ORT  
1xMax 46W E27 - IP43



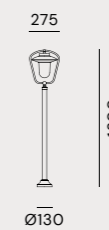
233.03.ORB  
233.03.ORT  
1xMax 46W E27 - IP44



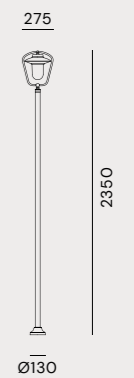
304.H1.ORB  
304.H1.ORT  
1xMax 57W E27 - IP44



304.L1.ORB  
304.L1.ORT  
2xMax 57W E27 - IP44




301.B3.ORB  
301.B3.ORT  
1xMax 57W E27 - IP44



301.B5.ORB  
301.B5.ORT  
1xMax 57W E27 - IP44

**Calmaggiore** FINITURE / FINISHES

**Finitura montatura / Frame finish**

 Ottone  
Brass  
**O**

**Finitura testa / Shade finish**

 Rame  
Copper  
**R**

**Vetro / Glass**

 Bianco  
White  
**B**

 Trasparente  
Transparent  
**T**



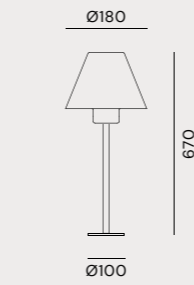
---

IL FANALE

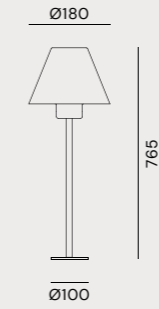
# FIORDO

LA COLLEZIONE FIORDO NASCE DALLA VOLONTÀ DI ADATTARE CARATTERISTICHE TIPICHE DEL DESIGN D'INTERNI A PRODOTTI DESTINATI ALL'OUTDOOR. LE LINEE ESTETICHE ISPIRATE AI PAESI SCANDINAVI, CONFERISCONO PERSONALITÀ A QUESTE LAMPADINE, REALIZZATE IN OTTONE E RAME, CREANDO ATMOSFERE ACCOGLIENTI E FAMILIARI IN AMBIENTI ESTERNI.

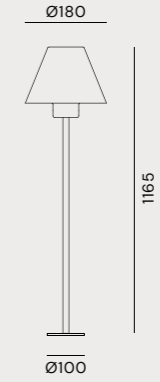
THIS COLLECTION COMES FROM THE DESIRE TO ADAPT INTERIOR DESIGN PRODUCTS FEATURES IN OUTDOOR SURROUNDINGS ONES. THE AESTHETIC LINES INSPIRED BY THE SCANDINAVIAN COUNTRIES, GIVE PERSONALITY TO THESE LAMPS, MADE OF BRASS AND COPPER, CREATING A WELCOMING AND FAMILIAR ATMOSPHERE FOR THE OUTDOORS ENVIRONMENT.



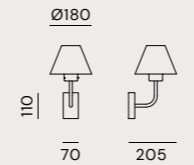
**261.10.OR**  
1xMax 48W G9 - IP54



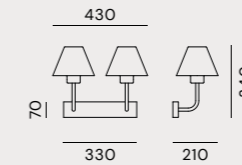
**261.11.OR**  
1xMax 48W G9 - IP54



**261.12.OR**  
1xMax 48W G9 - IP54



**261.01.OR**  
1xMax 48W G9 - IP54



**261.02.OR**  
2xMax 48W G9 - IP54

## Fiordo

### FINITURE / FINISHES

#### Finitura montatura / Frame finish

- Ottone  
Brass
- O**

#### Finitura testa / Shade finish

- Rame  
Copper
- R**

---

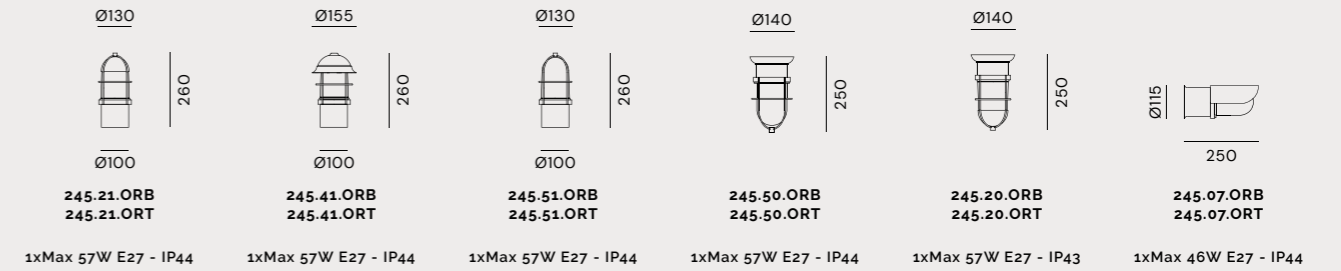
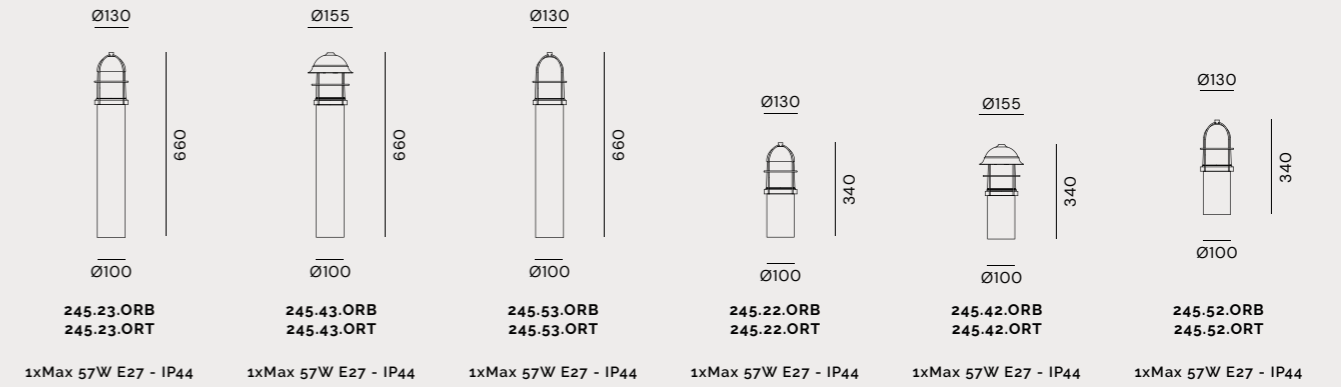
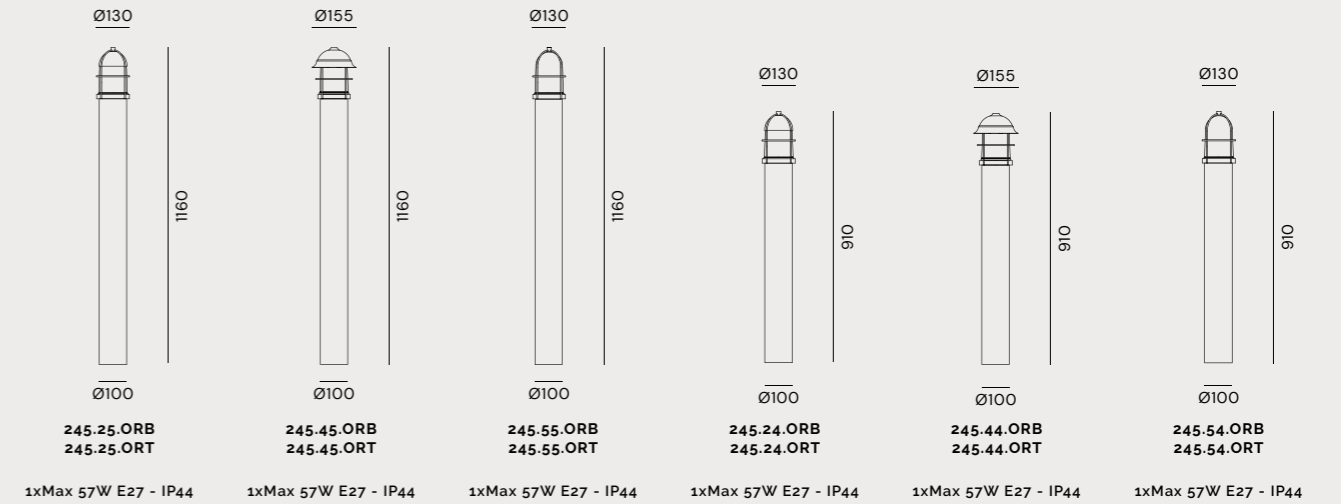
**IL FANALE**

# GARDEN

COLLEZIONE DAL DESIGN ESSENZIALE E CONTEMPORANEO REALIZZATA IN OTTONE E RAME ANTICATO. GRAZIE ALLE SUE CARATTERISTICHE ESTETICHE E FUNZIONALI QUESTE LAMPADE ARREDANO GLI AMBIENTI ESTERNI OTTENENDO UN IMPATTO VISIVO SOBRIO ED ELEGANTE.

THIS SIMPLY DESIGNED AND CONTEMPORARY COLLECTION IS MADE OF BRASS AND ANTIQUED COPPER. THANKS TO ITS FUNCTIONAL AND APPEALING FEATURES, THE GARDEN COLLECTION IS ABLE TO DECORATE THE OUTSIDE SETTING GIVING OFF A MODEST AND ELEGANT VISUAL IMPACT.





**Garden**

**FINITURE / FINISHES**

**Finitura montatura / Frame finish**

● Ottone  
Brass  
**O**

**Finitura testa / Shade finish**

● Ottone Brass **O**  
● Rame Copper **R**

**Vetro / Glass**

● Bianco  
White  
**B**

● Trasparente  
Transparent  
**T**



---

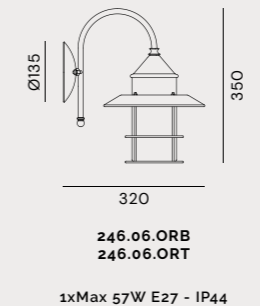
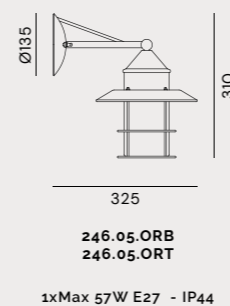
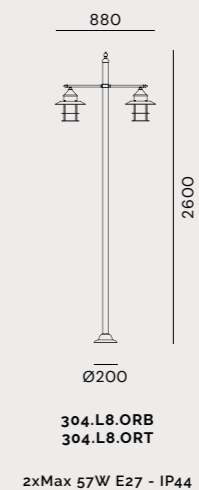
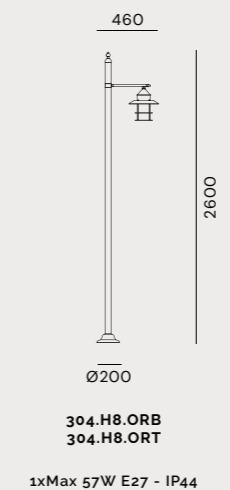
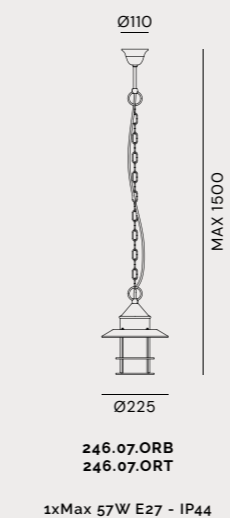

IL FANALE

# GRANAIO

NONOSTANTE IL NOME CHE RICHIAMA UN DESIGN CHIARAMENTE COUNTRY, LE LAMPADE DELLA COLLEZIONE GRANAIO TROVANO LA LORO MASSIMA ESPRESSIONE IN CONTESTI OUTDOOR DI ISPIRAZIONE MEDITERRANEA O PROVENZALE COME GIARDINI, DEHOR, PORTICATI E TERRAZZE. QUESTI PRODOTTI IN RAME E OTTONE CREANO UN'ATMOSFERA DI AUTENTICITÀ, GRAZIE AL LORO FASCINO INFORMALE.

DESPITE THE NAME THAT RECALLS A CLEARLY COUNTRY DESIGN, THE LAMPS IN THE "GRANAIO" COLLECTION FIND THEIR MAXIMUM EXPRESSION IN OUTDOOR CONTEXTS WITH A MEDITERRANEAN OR PROVENÇAL FLAIR SUCH AS GARDENS, OUTDOOR AREAS, PORCHES AND TERRACES. THESE COPPER AND BRASS PRODUCTS CREATE AN ATMOSPHERE OF AUTHENTICITY, THANKS TO THEIR INFORMAL CHARM.





## Granaio

### FINITURE / FINISHES

#### Finitura montatura / Frame finish

● Ottone  
Brass  
O

#### Finitura testa / Shade finish

● Ottone  
Brass  
O

● Rame  
Copper  
R

#### Vetro / Glass

○ Bianco  
White  
B

○ Trasparente  
Transparent  
T

---

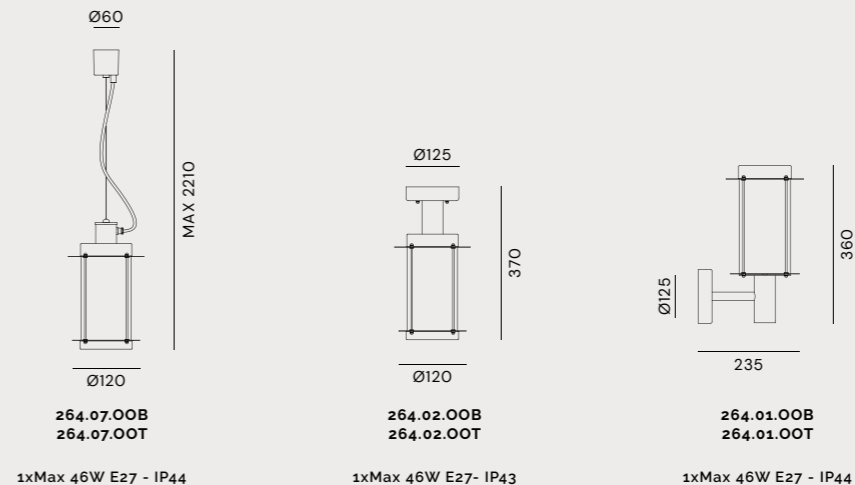
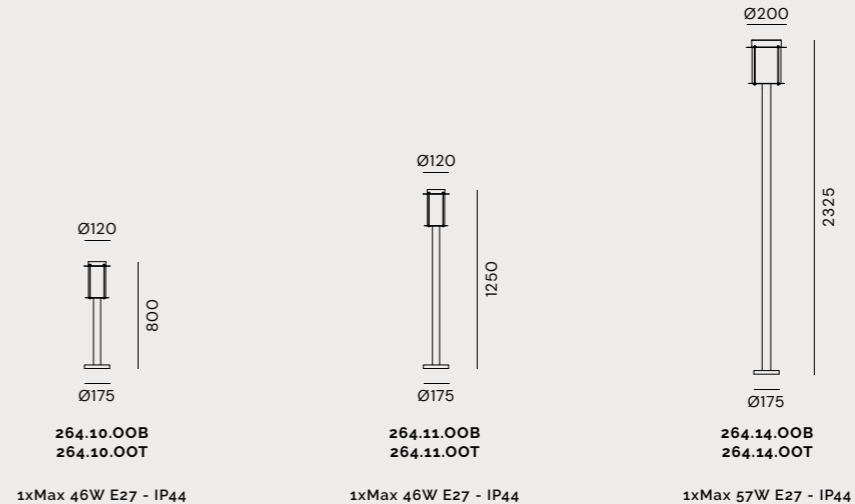
IL FANALE

# LOGGIA

LAMPADE DALLA FORMA CILINDRICA EVOCANO SUGGESTIVE ATMOSFERE ATTRAVERSO UNA REINTERPRETAZIONE IN CHIAVE MODERNA DEI CLASSICI PORTACANDELE A MURO. REALIZZATA IN VETRO BIANCO O PULEGOSO E OTTONE ANTICATO LA COLLEZIONE È COMPOSTA DA APPLIQUE, SOSPENSIONI E LAMPADE DA TERRA.

THESE CYLINDRICAL SHAPED LAMPS ARE A MODERN INTERPRETATION OF THE CLASSIC WALL MOUNTED CANDLESTICK. MADE IN ANTIQUED BRASS WITH EITHER WHITE OR "PULEGOSO" GLASS TECHNIQUE, THIS COLLECTION INCLUDES WALL MOUNTED, SUSPENSION AND FLOOR LAMPS.







## Loggia

### FINITURE / FINISHES

#### Finitura montatura / Frame finish


 Ottone  
 Brass  
**O**

#### Vetro / Glass

 Bianco  
 White  
**B**

 Pulegoso  
 Bubble glass  
**T**

#### Finitura testa / Shade finish

 Ottone  
 Brass  
**O**



---

IL FANALE

# PORTO

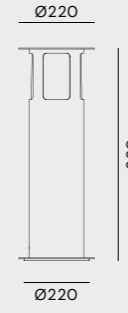
LA LUCE SOFFUSA MA DECISA E IL DISEGNO MODERNO CARATTERIZZANO LA COLLEZIONE PORTO. L'ATTENTA LAVORAZIONE ASSICURA UN ELEVATO STANDARD QUALITATIVO A QUESTE LAMPADE DA ESTERNO IN GRADO DI CONIUGARE PERFETTAMENTE FUNZIONALITÀ ED ESTETICA.

PORTO IS CHARACTERIZED BY A SOFT BUT FIRM LIGHT, AS WELL AS A MODERN DESIGN. THE CAREFUL WORKMANSHIP ENSURES A HIGH STANDARD OF QUALITY FOR THESE OUTDOOR LAMPS, WHICH PERFECTLY COMBINE BEAUTY AND FUNCTIONALITY.



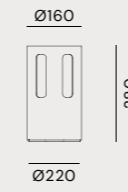
**258.01.FF**  
1xMax 57W E27 - IP65

**258.21.FF**  
LED 8,7W 3000K - IP65



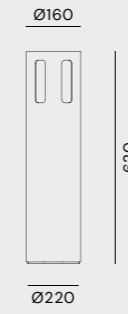
**258.02.FF**  
1xMax 57W E27 - IP65

**258.22.FF**  
LED 8,7W 3000K - IP65



**259.01.FF**  
1xMax 57W E27 - IP65

**259.21.FF**  
LED 8,7W 3000K - IP65



**259.02.FF**  
1xMax 57W E27 - IP65

**259.22.FF**  
LED 8,7W 3000K - IP65

## Porto

### FINITURE / FINISHES

● Ferro  
Iron  
**FF**

---


**IL FANALE**

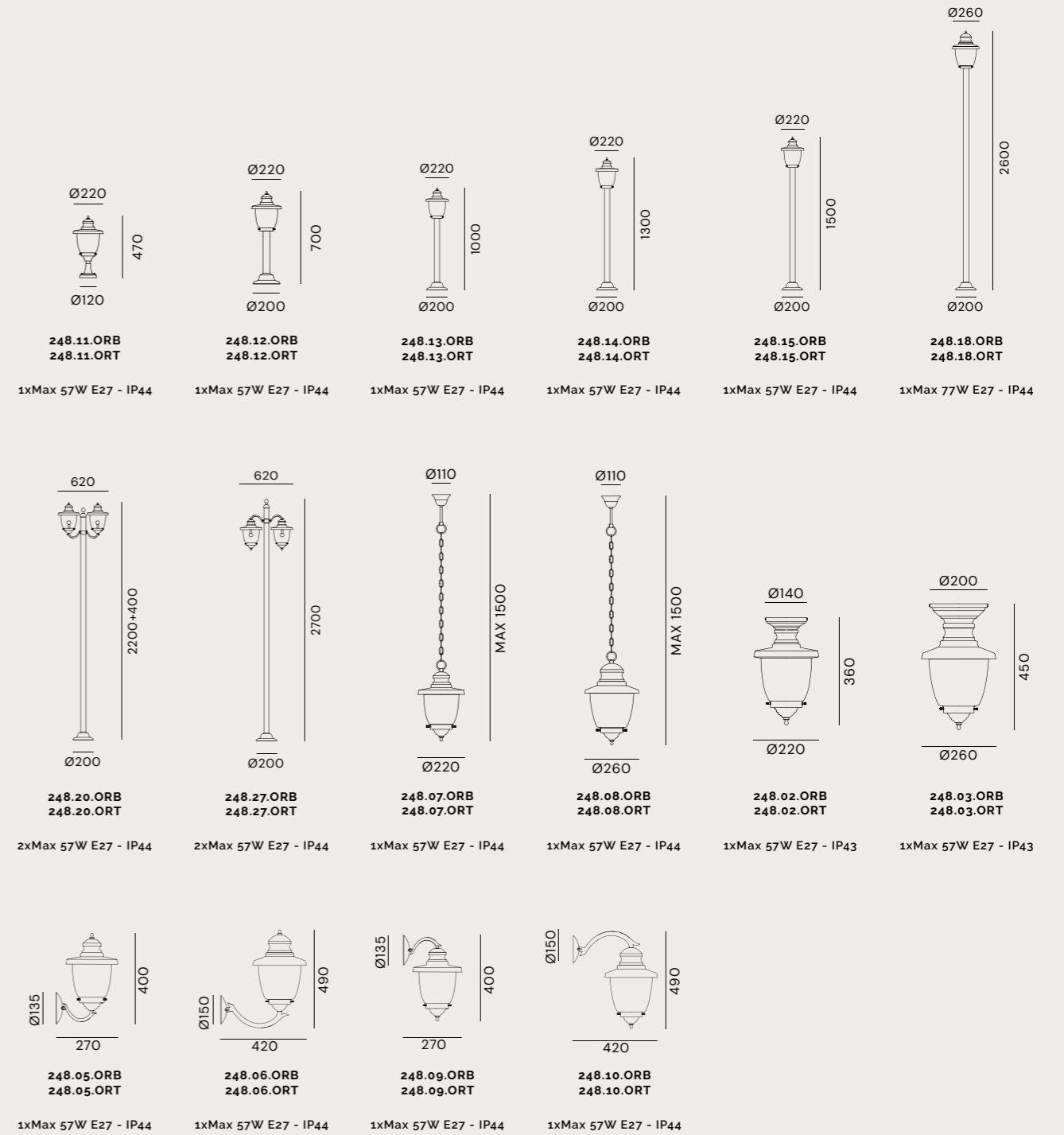
# VENEZIA

UN TRIBUTO ALLA CITTÀ DI VENEZIA, DALLA QUALE QUESTA COLLEZIONE PRENDE IL NOME. GUSTO CLASSICO E DISEGNO ELEGANTE CARATTERIZZANO QUESTE LAMPADE DA ESTERNI REALIZZATE IN OTTONE, RAME ANTICATO E VETRO BIANCO O PULEGOSO, TECNICA, QUEST'ULTIMA, CHE CONFERISCE NOTEVOLI EFFETTI CROMATICI.

THIS COLLECTION IS NAMED AS A TRIBUTE TO THE CITY OF VENICE. THESE OUTDOOR LAMPS ARE CLASSICALLY AND ELEGANTLY DESIGNED AND MADE OF BRASS, ANTIQUED COPPER WITH EITHER WHITE OR "PULEGOSO" GLASS TECHNIQUE, THE LATTER GIVING OFF PECULIAR CHROMATIC EFFECTS.








## Venezia

### FINITURE / FINISHES


#### Finitura montatura / Frame finish



Ottone  
Brass

O

#### Finitura testa / Shade finish



Rame  
Copper

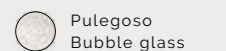
R

#### Vetro / Glass



Bianco  
White

B



Pulegoso  
Bubble glass

T





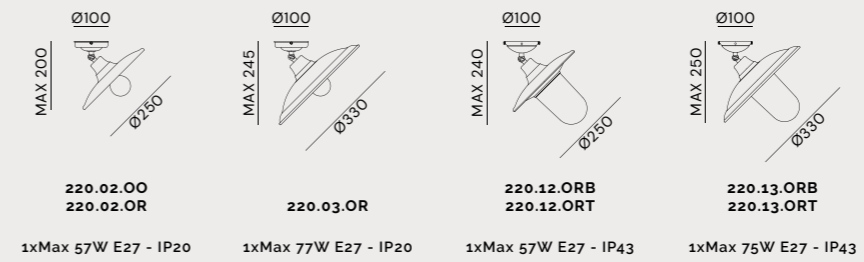

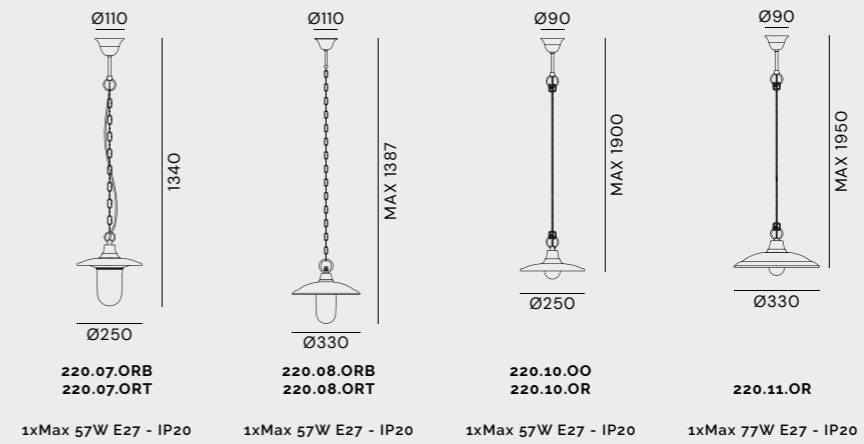
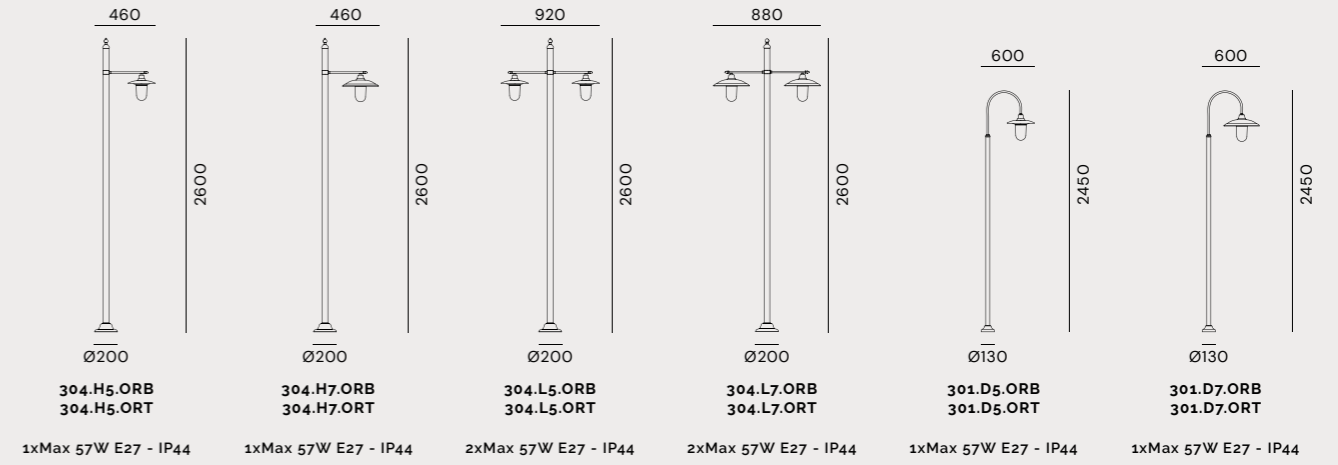
---

IL FANALE

# BARCHESSA

IL DESIGN MINIMALISTA E CONCETTUALE DELLE LAMPADE DELLA COLLEZIONE BARCHESSA, REALIZZATE IN FERRO, OTTONE O RAME ANTICATO, RISALTA IL MASSIMO DELLA LORO FUNZIONALITÀ. LE FORME PULITE E LIBERE DA QUALSIASI ARTIFICIOSITÀ SIMBOLEGGIANO IN MANIERA ESCLUSIVA QUESTI PRODOTTI, VISIBILMENTE ISPIRATI ALL'ARTE POVERA.


THE MINIMALIST AND CONCEPTUAL DESIGN OF THE BARCHESSA LAMPS' COLLECTION MADE OF IRON, BRASS OR COPPER, BRINGS OUT THE MOST OF THEIR FUNCTIONALITY. CLEAN AND ARTIFICIALITY-FREE SHAPES SYMBOLIZE THE EXCLUSIVITY OF THESE PRODUCTS, VISIBLY INSPIRED BY POOR ART.




**Barchessa**

**FINITURE / FINISHES**


**Finitura montatura / Frame finish**



**Finitura testa / Shade finish**



**Vetro / Glass**





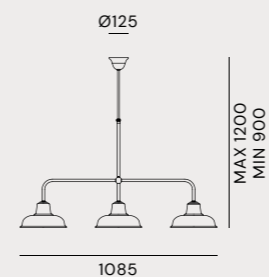
---

IL FANALE

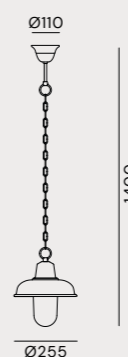
# CONTRADA

IL PURISMO STILISTICO CONTRASSEGNA LA COLLEZIONE CONTRADA: LAMPADE DAL DESIGN RIGOROSO ED ESSENZIALE REALIZZATE IN RAME E OTTONE ANTICATO. IL MATERIALE, RICERCATO E DI GRANDE QUALITÀ, CONFERISCE A QUESTI PRODOTTI UN GRANDE IMPATTO MATERICO.

THE STYLISTIC PURISM MARKS THE CONTRADA COLLECTION: LAMPS WITH RIGOROUS AND ESSENTIAL DESIGN MADE OF COPPER AND ANTIQUE BRASS. THE SOPHISTICATED AND OF HIGH QUALITY MATERIAL, GIVES THESE PRODUCTS A GREAT MATERIAL IMPACT.



**211.11.OR**  
3xMax 77W E27 - IP20



**243.07.ORB**  
**243.07.ORT**  
1xMax 57W E27 - IP44



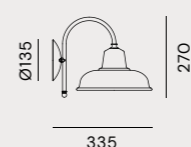
**243.02.OR**  
1xMax 77W E27 - IP20



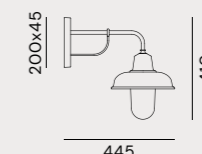
**243.03.ORB**  
**243.03.ORT**  
1xMax 57W E27 - IP43



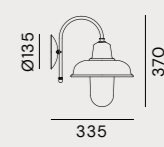
**243.05.OR**  
1xMax 77W E27 - IP20



**243.06.OR**  
1xMax 77W E27 - IP20



**243.25.ORB**  
**243.25.ORT**  
1xMax 57W E27 - IP44



**243.26.ORB**  
**243.26.ORT**  
1xMax 57W E27 - IP44

## Contrada

### FINITURE / FINISHES

#### Finitura montatura / Frame finish

● Ottone  
Brass  
**O**

#### Finitura testa / Shade finish

● Rame  
Copper  
**R**

#### Vetro / Glass

○ Bianco  
White  
**B**

○ Trasparente  
Transparent  
**T**



---

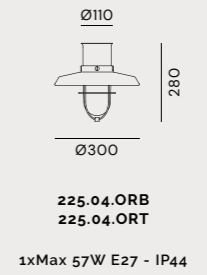
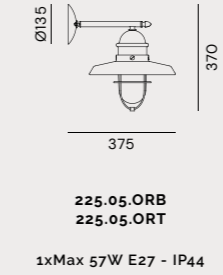
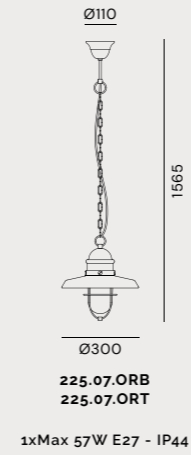

**IL FANALE**

# PATIO

LAMPADRE DA ESTERNO CARATTERIZZATE DAL DESIGN SOBRIO ED ESSENZIALE REALIZZATE IN RAME E OTTONE ANTICATO. GRAZIE ALL'ASPETTO E ALLA RICERCATA LAVORAZIONE, I PRODOTTI DI QUESTA COLLEZIONE SI CONFIGURANO COME ELEMENTI DECORATIVI DALL'ALTA FUNZIONALITÀ TECNICA.

THESE OUTDOOR LAMPS ARE DISTINGUISHED BY A SIMPLE DESIGN AND ARE MADE OF COPPER AND ANTIQUED BRASS. THANKS TO THEIR LOOK AND REFINED MANUFACTURING, THESE LAMPS STAND OUT AS HIGH-TECH, FUNCTIONING DECORATIVE ELEMENTS.





Patio

FINITURE / FINISHES

Finitura montatura / Frame finish

● Ottone  
Brass  
O

Finitura testa / Shade finish

● Ottone  
Brass  
O

● Rame  
Copper  
R

Vetro / Glass

○ Bianco  
White  
B

○ Trasparente  
Transparent  
T



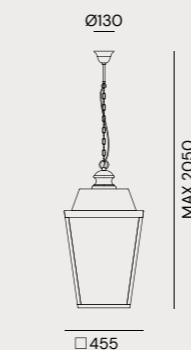
---

IL FANALE

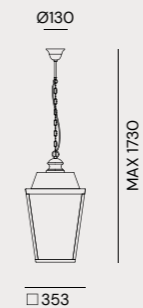
# QUADRO

CREATA SU MISURA PER UNA DELLE PIÙ SUGGERITIVE REALIZZAZIONI DE IL FANALE, LA COLLEZIONE QUADRO È ENTRATA POI A FAR PARTE DEL CATALOGO. L'ELEGANZA ASSOLUTA, LE FORME GEOMETRICHE INCONTAMINATE E I RIFERIMENTI IRLANDESI CARATTERIZZANO QUESTE LAMPADE PRODOTTE IN VETRO O PLEXIGLASS BIANCO E OTTONE ANTICATO.

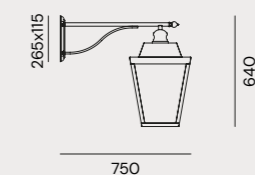
THIS STRIKING COLLECTION STARTED OUT AS A SPECIAL MADE-TO-ORDER RANGE OF LAMPS, BUT IT IS NOW PART OF OUR CATALOGUE. THESE LAMPS, WHICH ARE ABSOLUTELY ELEGANT IN THEIR PRISTINE GEOMETRIC SHAPES, ARE MADE WITH BRASS FRAMES AND EITHER CLEAR GLASS OR WHITE PLEXIGLAS.



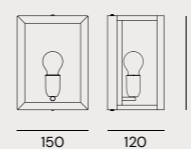
262.50.OB  
262.50.OT  
262.50.FB  
262.50.FT  
1xMax 116W E27 - IP43



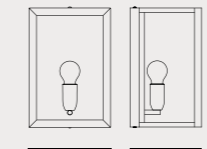
262.51.OB  
262.51.OT  
262.51.FB  
262.51.FT  
1xMax 77W E27 - IP43



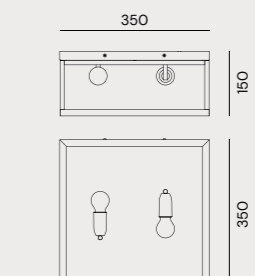
262.61.OB  
262.61.OT  
262.61.FB  
262.61.FT  
1xMax 77W E27 - IP43



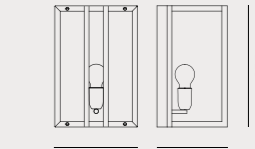
262.01.OT  
1xMax 30W E14 - IP55



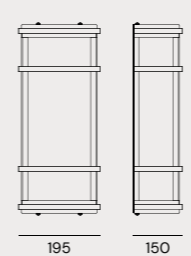
262.02.OT  
2xMax 46W E27 - IP55



262.03.OT  
2xMax 30W E27 - IP55



262.07.OT  
1xMax 46W E27 - IP55




262.10.OB  
1xMax 42W GX24Q 3/4 - IP55  
262.11.OB  
1xMax 105W E27 - IP55  
262.12.OB  
2xMax 77W E27 - IP55  
262.13.OB  
LED 26W 3000K 2380LM - IP55

## Quadro

### FINITURE / FINISHES

#### Finitura montatura / Frame finish

 Ottone  
Brass  
**O**

#### Vetro / Glass

 Bianco  
White  
**B**

 Trasparente  
Transparent  
**T**



---

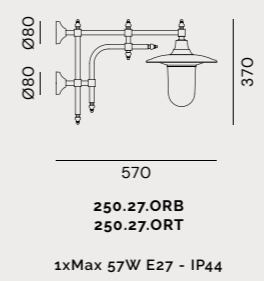
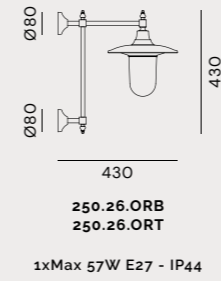
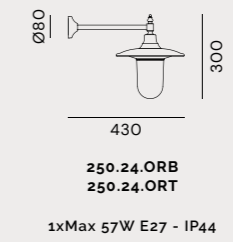
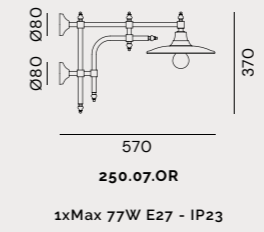
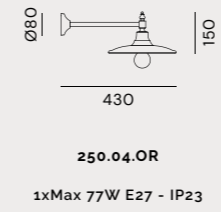
**IL FANALE**

# PONTE

CARATTERIZZATE DALLA PRESENZA DI DUE PUNTI DI CONNESSIONE, QUESTE LAMPADE SONO IN GRADO DI RICREARE SUGGESTIVE ATMOSFERE RETRÒ GRAZIE ALLA FORZA VISIVA CHE LE CONTRADDISTINGUE. REALIZZATA IN OTTONE E RAME LA COLLEZIONE PONTE È CONCEPITA PER SODDISFARE ESIGENZE DI NATURA FUNZIONALE SENZA RINUNCIARE AL VALORE ESTETICO.

WITH THEIR TWO CONNECTING POINTS, THESE LAMPS RECREATE A SUGGESTIVE RETRO ATMOSPHERE THANKS TO THEIR VISUAL POWER. THE PONTE COLLECTION, MADE OF BRASS AND COPPER, IS DESIGNED TO SATISFY THE NEED FOR NATURAL FUNCTIONALITY WITHOUT SACRIFICING AESTHETICS.







## Ponte

### FINITURE / FINISHES


#### Finitura montatura / Frame finish

 Ottone  
 Brass  
**O**


#### Finitura testa / Shade finish

 Rame  
 Copper  
**R**

#### Vetro / Glass

 Bianco  
 White  
**B**

 Trasparente  
 Transparent  
**T**





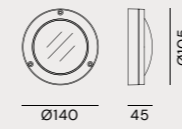
---

IL FANALE

# MARINA

NATA DALLA VOLONTÀ DI SODDISFARE ESIGENZE PROPRIAMENTE TECNICHE, QUESTA COLLEZIONE SI COMPONE DI LAMPADRE DALL'ASPETTO EQUILIBRATO REALIZZATE IN OTTONE ANTICATO. IL DESIGN EVIDENTEMENTE ISPIRATO ALLO STILE MARINA, RAPPRESENTA IL LEITMOTIV CHE CARATTERIZZA OGNI SINGOLA REALIZZAZIONE.

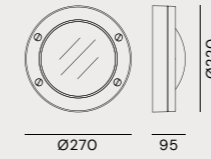
THE DESIRE TO MEET PURELY TECHNICAL NEEDS STANDS BEHIND THIS COLLECTION OF LAMPS, MADE OF ANTIQUED BRASS. THEIR BALANCED DESIGN IS CLEARLY INSPIRED BY THE MARINA STYLE, WHOSE MOTIFS ARE REPRESENTED IN EVERY SINGLE PIECE.



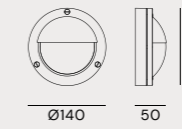
**247.01.00**  
1xMax 25W G9 - IP55

**247.21.00**  
1x 6W GX53 - IP55

**247.31.00**  
LED 7W 3000K - IP55



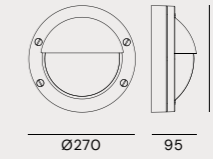
**247.61.00**  
LED 13W 3000K - IP55



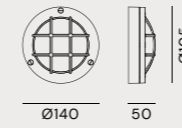
**247.02.00**  
1xMax 25W G9 - IP55

**247.22.00**  
1x 6W GX53 - IP55

**247.32.00**  
LED 7W 3000K - IP55



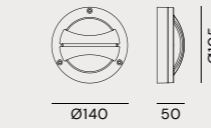
**247.62.00**  
LED 13W 3000K - IP55



**247.03.00**  
1xMax 25W G9 - IP55

**247.23.00**  
1x 6W GX53 - IP55

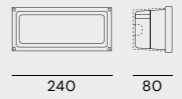
**247.33.00**  
LED 7W 3000K - IP55



**247.04.00**  
1xMax 25W G9 - IP55

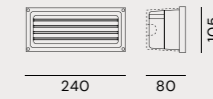
**247.24.00**  
1x 6W GX53 - IP55

**247.34.00**  
LED 7W 3000K - IP54



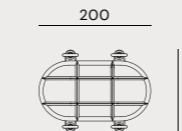
**247.25.A0**  
1xMax 46W E27 - IP65

**247.44.A0**  
LED 13W 3000K - IP65



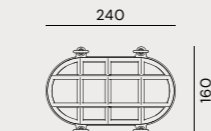
**247.26.A0**  
1xMax 46W E27 - IP65

**247.45.A0**  
LED 13W 3000K - IP65



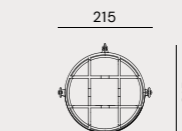
**247.36.00**  
1xMax 46W E27 - IP54

**247.46.00**  
LED 8,5W 3000K - IP54



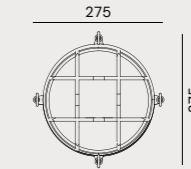
**247.37.00**  
1xMaxX 77W E27 - IP54

**247.47.00**  
LED 13W 3000K - IP54



**247.38.00**  
1xMax 46W E27 - IP54

**247.48.00**  
LED 8,5W 3000K - IP54



**247.39.00**  
1xMax 57W E27 - IP54

**247.49.00**  
LED 13W 3000K - IP54

## Marina

### FINITURE / FINISHES

#### Finitura montatura / Frame finish

- Ottone  
Brass
- O


---

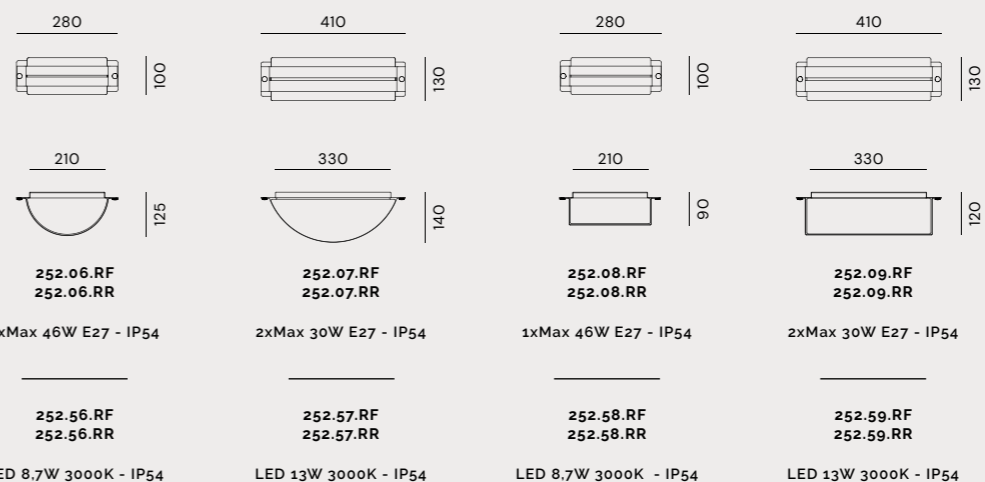
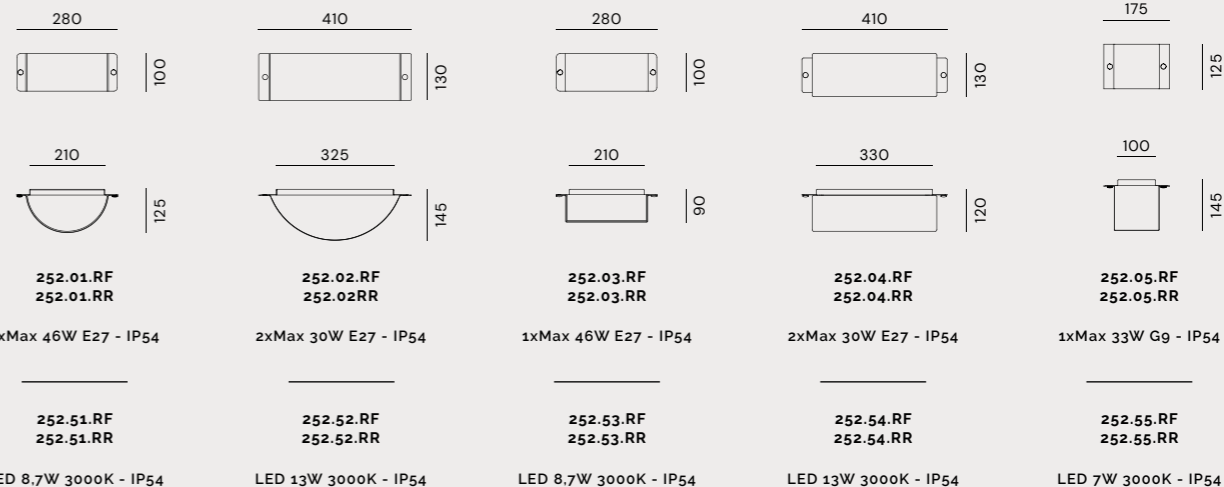
**IL FANALE**

# DECORI

NATA DALLA FORTE ESIGENZA DI ESALTARE UN'ILLUMINAZIONE PROPRIAMENTE TECNICA, LA COLLEZIONE DECORI VALORIZZA L'ATTENTA RICERCA MATERICA. LE LAMPADE, DISPONIBILI IN FERRO O RAME, SONO CARATTERIZZATE DA UN'ESTREMA ESSENZIALITÀ DELLE LINEE GARANTENDO COMUNQUE UNA PERFETTA COESIONE TRA FUNZIONALITÀ E LATO ESTETICO.

CREATED FROM THE GREAT NEED FOR ENHANCEMENT OF PROPER ILLUMINATION TECHNIQUE, DECORI COLLECTION ENHANCES THE CAREFUL MATERIAL RESEARCH. THE LAMPS, AVAILABLE IN IRON OR COPPER, ARE CHARACTERIZED BY AN EXTREME SIMPLICITY OF THE LINES WHILE STILL PROVIDING A PERFECT COHESION BETWEEN FUNCTIONALITY AND AESTHETICS.





## Decori

### FINITURE / FINISHES

#### Finitura fascia / Band finish

- Ferro  
Iron  
**F**
- Rame  
Copper  
**R**



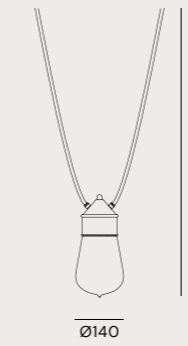
---

IL FANALE

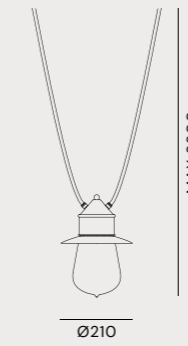
# DROP

ISPIRATE ALLE LUCI DELLE SAGRE PAESANE, LE LAMPADRE DELLA COLLEZIONE DROP RAPPRESENTANO UNA SOLUZIONE ANCHE PER L'OUTDOOR. TRASPARENZA E SEMPLICITÀ CONTRADDISTINGUONO QUESTE LAMPADRE REALIZZATE IN FERRO ANTICATO E VETRO, REINTERPRETAZIONE IN CHIAVE CONTEMPORANEA DELLA TRADIZIONALE FORMA A GOCCIA. PUNTI LUCE DAL DESIGN RICERCATO CHE ILLUMINANO GLI SPAZI CON ELEGANTE DISCREZIONE AMALGAMANDOSI CON IL PAESAGGIO.

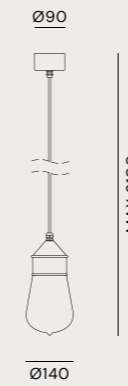
INSPIRED BY TOWN FESTIVAL LIGHTS, THE DROP COLLECTION REPRESENT A UNIQUE SOLUTION ALSO FOR OUTDOOR AND ENVIRONMENTS. THANKS TO THEIR TRANSPARENCY AND SIMPLICITY, THESE LAMPS MADE OF ANTIQUED IRON AND GLASS GIVE A NEW CONTEMPORARY REINTERPRETATION OF THE TEARDROP FORM. THE LIGHT ILLUMINATES SPACES WITH ELEGANT DISCRETION THAT DISSOLVES INTO THE LANDSCAPE.



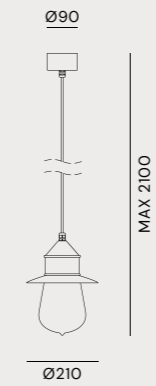
270.02.ORT  
1xMax 57W E27 - IP55



270.12.ORT  
1xMax 57W E27 - IP55



270.03.ORT  
1xMax 57W E27 - IP55



270.13.ORT  
1xMax 57W E27 - IP55

## Drop

### FINITURE / FINISHES

#### Finitura montatura / Frame finish

● Ottone  
Brass  
O

○ Vetro trasparente  
Transparent glass  
T

#### Finitura testa / Shade finish

● Ottone  
Brass  
O

● Rame  
Copper  
R

#### ● NOTE

Accessori a pag. 360  
Accessories on page 360





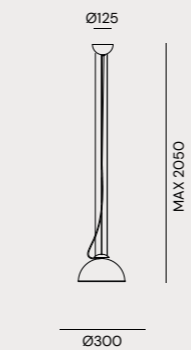
---

IL FANALE

# GALILEO

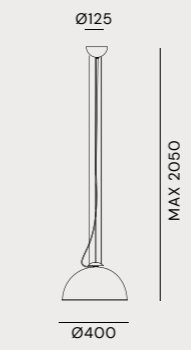
LA FORMA ICONICA E VERSATILE DELLA COLLEZIONE GALILEO VIENE RIPROPOSTA IN VERSIONE DA ESTERNO CON IP55 PER ILLUMINARE LE VOSTRE CENE ALL'APERTO. DISPONIBILE CON FINITURA ESTERNA IN FERRO NEI DIAMETRI 30, 40, 60 E 80 CM E CON FONTE LUMINOSA A LED O E27.

THE ICONIC AND VERSATILE SHAPE OF GALILEO COLLECTION IS OFFERED ALSO FOR OUTDOOR SPACES WITH IP55 TO ILLUMINATE YOUR SUMMER NIGHT DINNERS. AVAILABLE IN IRON EXTERIOR FOR DIAMETERS 30, 40, 60 AND 80 CM AND WITH LED OR E27 LIGHT SOURCE.



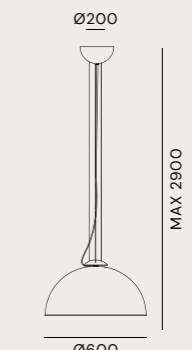
**257.21.FF**  
LED 17W 3000K - IP55

**257.31.FF**  
1xMax 57W E27 - IP55



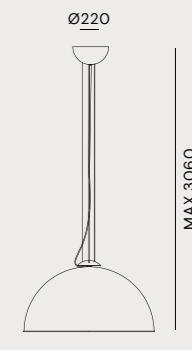
**257.22.FF**  
LED 20W 3000K - IP55

**257.32.FF**  
2xMax 46W E27 - IP55



**257.23.FF**  
LED 30W 3000K - IP55

**257.33.FF**  
3xMax 46W E27 - IP55



**257.24.FF**  
LED 43W 3000K - IP55

**257.34.FF**  
4xMax 46W E27 - IP55

## Galileo

### FINITURE / FINISHES

#### Finitura esterna / Exterior finish

- Ferro  
Iron
- FF



---

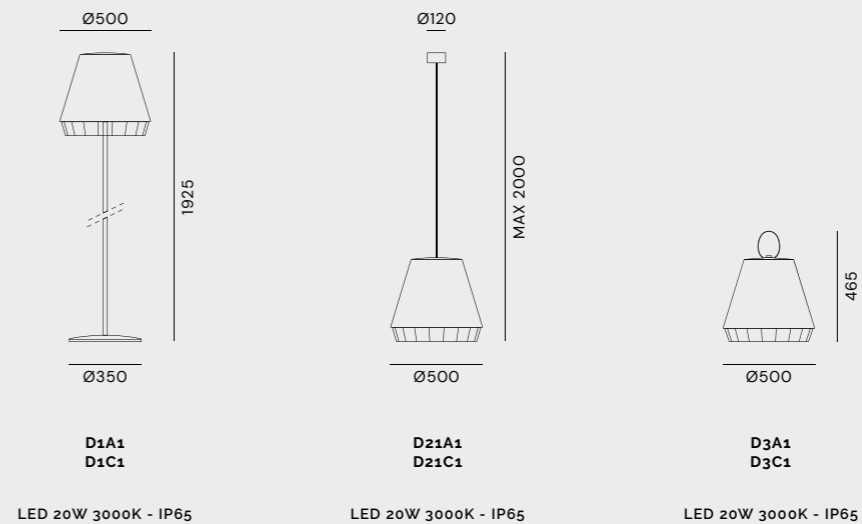
**BRIAN  
RASMUSSEN**

# DRESS

LA LAMPADA DRESS, INFLUENZATA DALLE RADICI E DALLO STILE SCANDINAVO DEL DESIGNER, APPARE A TUTTI GLI EFFETTI COME UNA CLASSICA LAMPADA CON PARALUME MA PRESENTA LA PARTICOLARE CARATTERISTICA DI POTER ESSERE ESPOSTA IN AMBIENTI ESTERNI. L'UTILIZZO DI MATERIALI TECNICI COME I TESSUTI IMPERMEABILI E LAVABILI, LA MONTATURA IN ALLUMINIO E LA CERTIFICAZIONE IP55 NE PERMETTONO LA COLLOCAZIONE IN AMBIENTI ESTERNI ELEGANTI COME RAFFINATE TERRAZZE E PREZIOSI GIARDINI.

DRESS LAMP, INFLUENCED BY THE SCANDINAVIAN ROOTS AND STYLE OF THE DESIGNER, APPEARS TO ALL EFFECTS AS A CLASSIC LAMP WITH LAMPSHADE WITH THE PARTICULAR CHARACTERISTIC OF BEING ABLE TO BE EXPOSED IN OUTDOOR ENVIRONMENTS. THE USE OF TECHNICAL MATERIALS SUCH AS WASHABLE AND WATERPROOF FABRICS, ALUMINUM FRAMES AND IP55 CERTIFICATION ALLOW IT TO BE PLACED IN ELEGANT OUTDOOR ENVIRONMENTS LIKE AS REFINED TERRACES AND STYLISH GARDENS.





## Dress

### FINITURE / FINISHES

#### Finitura montatura / Frame finish

- Bianco Opaco  
Matt white
- Giallo Opaco  
Matt Yellow

A

C

#### Finitura testa / Shade finish

- Beige  
Beige
- Grigio  
Grey

A

C

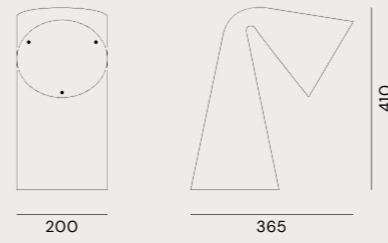
---

**FURLANETTO  
SCHIAVETTO**

# KEIREI

KEIREI HA LA CARATTERISTICA DI SERVIRE COME ILLUMINAZIONE DI PERCORSO E VIENE DECLINATA COME ELEMENTO DI DISEGNO PAESAGGISTICO DOVE BEN RIESCE AD AMALGAMARSI CON L'AMBIENTE CIRCOSTANTE. KEIREI È STATA REALIZZATA IN GHISA, SIA PER OTTENERE LA FORMA VOLUTA CHE PER RISOLVERE ASPETTI TECNICI, MA SOPRATTUTTO PER SFRUTTARNE AL MASSIMO LA ROBUSTEZZA.

KEIREI SERVES AS PATH LIGHTING AND IS SUGGESTED AS A LANDSCAPE DESIGN ELEMENT WHERE IT BLENDS PERFECTLY WITH THE SURROUNDINGS. KEIREI IS MADE OF CAST IRON TO OBTAIN THE DESIRED SHAPE, TO SOLVE TECHNICAL ASPECTS, AND ALSO TO MAXIMIZE ITS STRENGTH.



Y1B1  
Y1C1  
1xMax 23W E27 FLUO - IP65

Y1B3  
Y1C3  
LED 15W 3000K - IP65

### Keirei

### FINITURE / FINISHES

Grigio  
Grey  
B

Marrone antico  
Antique brown  
C



—  
STUDIO  
KLASS

# SAINT TROPEZ

I PRODOTTI DELLA LINEA SAINT TROPEZ SONO CONTRADDISTINTI DA UN IMPATTO VISIVO MOLTO FORTE: LE FORME SONO DISEGNATE PER ACCOMPAGNARE IL FASCIO LUMINOSO VERSO IL BASSO, SCELTA DI RISPETTO PER L'AMBIENTE. L'EQUILIBRIO DELICATO E NON INVASIVO TRA FORMA E LUCE CONSENTE L'INSERIMENTO DI QUESTE LAMPADE ALL'INTERNO DI SPAZI OUTDOOR SENZA STRAVOLGERE L'ARMONIA DELLA NATURA MA ANZI, DEFINENDOLA. LA COLLEZIONE È REALIZZATA IN METALLO VERNICIATO CON FINITURA MARRONE ANTICO. DISPONIBILE NELLE VERSIONI APPLIQUE, LAMPIONCINO O LAMPIONE.

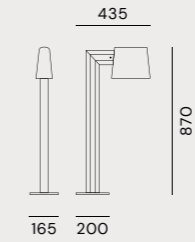
THE PRODUCTS ARE CHARACTERISED BY A VERY STRONG VISUAL IMPACT: THE SHAPE IS DESIGNED SO THAT LIGHT SHINES DOWNWARD, WITH A TOTALLY ENVIRONMENTALLY FRIENDLY APPROACH. THE DELICATE BALANCE BETWEEN THE SHAPE AND THE LIGHT ALLOWS THIS LAMP TO BE PLACED IN OUTDOOR SPACES EMPHASIZING THE HARMONY OF NATURE AND DEFINING IT. THE COLLECTION IS MADE OF PAINTED METAL WITH AN ANTIQUE BROWN FINISH. AVAILABLE IN WALL MOUNTS, LANTERNS AND LAMP POST.





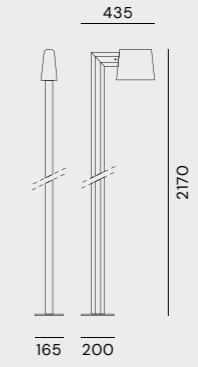
**Z1C1**  
1xMax 23W E27 FLUO - IP65

**Z1C5**  
LED 20W 3000K - IP65



**Z2C1**  
1xMax 23W E27 FLUO - IP65

**Z2C5**  
LED 20W 3000K - IP65



**Z3C1**  
1xMax 23W E27 FLUO - IP65

**Z3C5**  
LED 20W 3000K - IP65

**Saint Tropez** FINITURE / FINISHES

-  Marrone antico  
Antique brown






---

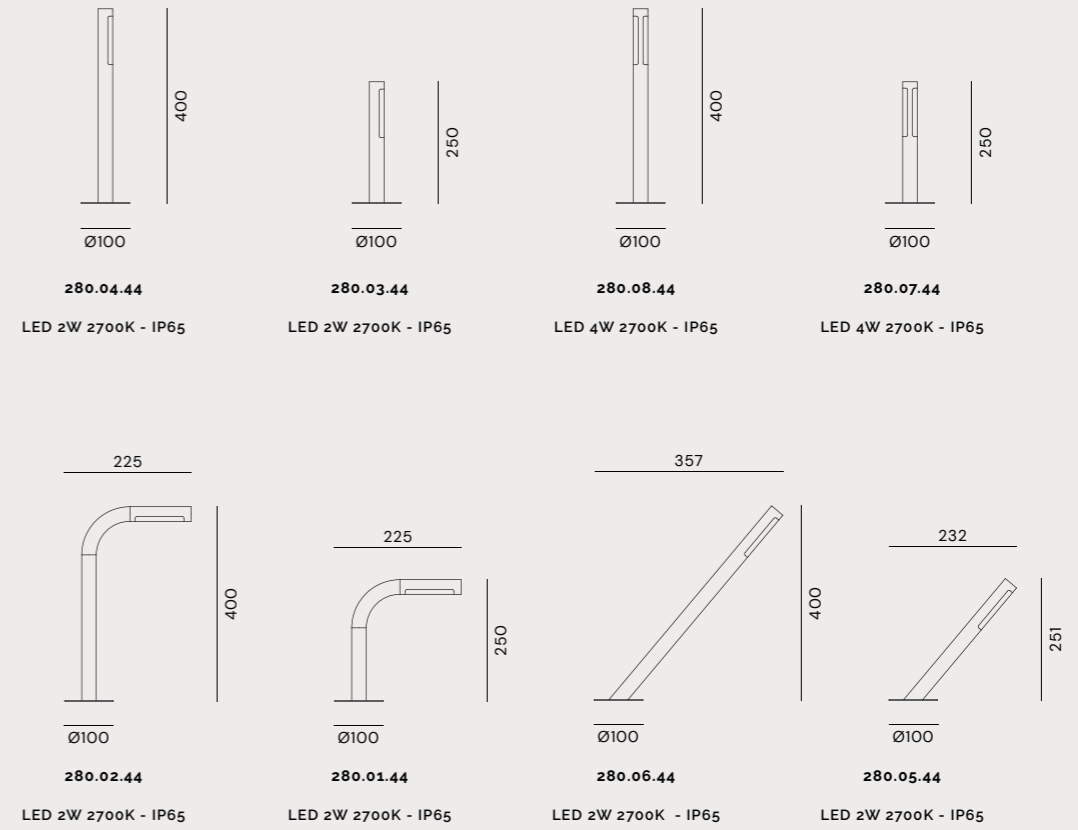
**IL FANALE**

# TO-BE

LA NUOVA COLLEZIONE DA ESTERNO TO-BE RAPPRESENTA LA RISPOSTA TECNICO DECORATIVA ALL'ESIGENZA DI UTILIZZARE OGGETTI PICCOLI PER L'OUTDOOR. SI TRATTA INFATTI DI QUATTRO MODELLI DI TUBETTI DI DIAMETRO 30CM E DI ALTEZZA 25 O 40 CM. L'ACCIAIO E LA FONTE LUMINOSA A LED RENDONO TO-BE UN PRODOTTO CON UNA FORTE VALENZA TECNICA MENTRE LE DIVERSE INCLINAZIONI CONSENTONO DI MODULARE IL FASCIO LUMINOSO NEL CONTESTO. LA SEMPLICITÀ DELLA FORMA E LE DIMENSIONI NON INTACCANO LA FORTE PERSONALITÀ.

THE NEW TO-BE OUTDOOR COLLECTION IS A DECORATIVE TECHNICAL RESPONSE TO THE NEED TO USE SMALL OBJECTS FOR EXTERIORS. THE COLLECTION FEATURES FOUR MODELS OF TUBES WITH A DIAMETER OF 30 CM AND HEIGHTS OF 25 CM OR 40 CM. THE USE OF STEEL AND LED LIGHTING GIVES TO-BE A STRONG TECHNICAL DIMENSION, WHILE THE DIFFERENT INCLINATIONS ALLOW THE LIGHT BEAM TO BE MODULATED TO THE CONTEXT. THE SIMPLICITY OF THE SHAPE AND ITS DIMENSIONS DOES NOT AFFECT THE PRODUCT'S STRONG PERSONALITY.





**To-be**

**FINITURE / FINISHES**

- 
 Marrone antico  
 Antique brown

ENZO  
BERTI


# BITTA

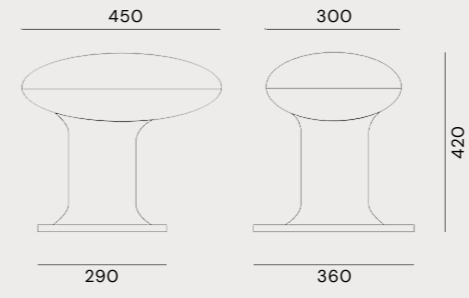
GRAZIE ALLE CARATTERISTICHE STRUTTURALI DELLA GHISA, BITTA PUÒ ASSolverE A DIVERSE ALTRE FUNZIONI, COME SEDUTA DA GIARDINO, DISSUASORE O RITORNARE ALLA SUA FUNZIONE ORIGINALE DI ATTRACCO NAUTICO PER IMBARCAZIONI. HA VINTO IL PRESTIGIOSO PREMIO INTERNAZIONALE COMPASSO D'ORO ADI 2014 "PER AVER AGGIUNTO FUNZIONALITÀ A UN OGGETTO TRADIZIONALE E SIMBOLICO, RINNOVANDOLO IN MODO DISCRETO".

THANKS TO THE STRUCTURAL CHARACTERISTICS OF THE CAST IRON, BITTA CAN PERFORM VARIOUS OTHER FUNCTIONS, SUCH AS GARDEN SEAT, BOLLARD OR RETURN TO ITS ORIGINAL FUNCTION OF BOAT MOORING. WINNER OF THE PRESTIGIOUS INTERNATIONAL DESIGN AWARD COMPASSO D'ORO ADI 2014 "FOR ADDING FUNCTIONALITY TO A CLASSIC AND SYMBOLIC OBJECT, RENEWING IT IN A DISCRETE WAY".



COMPASSO D'ORO  
ADI 2014





T1B5  
T1E5

LED 15W 3000K - IP66

## Bitta

### FINITURE / FINISHES

---

 Grigio  
Grey  
**B**

 Marrone antico  
Antique brown  
**E**





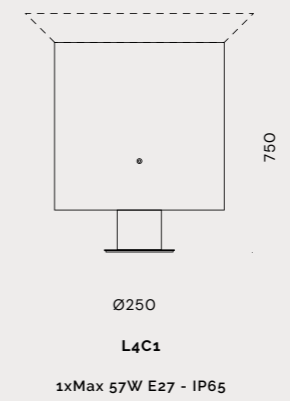
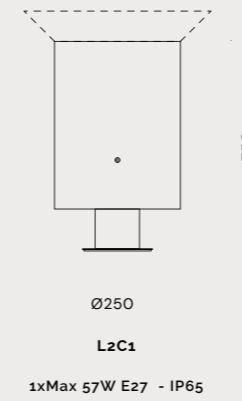
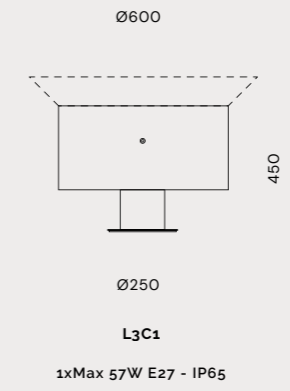
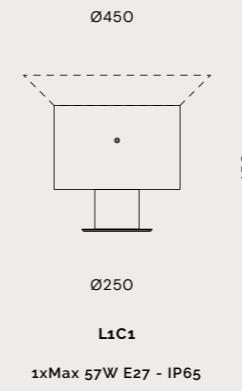

---

ENZO  
BERTI

# BOLE

LINGUAGGIO CONTEMPORANEO APPLICATO A MATERIALI DI ANTICA MEMORIA, CORPI ILLUMINANTI CHE SI INTEGRANO ALLA PERFEZIONE CON IL PAESAGGIO NATURALE. È LA SINTESI DI BOLE, COLLEZIONE DI LAMPADE PER ESTERNI IN FERRO COSTITUITA DA UN MONOBLOCCO CILINDRICO CHE ALL'ESTREMITÀ SUPERIORE PUÒ ALLOGGIARE VASI DI PIANTE E FIORI CHE POSSONO ESSERE CURATI, ANNAFFIATI E FATTI CRESCERE. LA SORGENTE E IL FASCIO DI LUCE NON INTERFERISCONO MINIMAMENTE CON LA CRESCITA DELLE PIANTE GRAZIE ALL'INDICE DI PROTEZIONE IP65.

CONTEMPORARY LANGUAGE APPLIED TO MATERIALS OF ANCIENT MEMORY, LIGHTING FIXTURE THAT INTEGRATES PERFECTLY WITH THE LANDSCAPE. THAT'S BOLE, A COLLECTION OF OUTDOOR LAMPS MADE OF AN IRON CYLINDER THAT CAN HOST POTS TO HOUSE PLANTS AND FLOWERS TO BE CURED, WATERED AND GROWN THANKS TO ITS IP65 PROTECTION INDEX. THE LIGHT DOES NOT INTERFERE WITH THE GROWTH OF THE PLANTS.



## Bole

### FINITURE / FINISHES

---

● Marrone antico  
Antique brown

### Accessorio Vaso / Vase Optional

LK1 - TERRACOTTA Ø600 (L1C1 - L2C1)

LK2 - TERRACOTTA Ø800 (L3C1 - L4C1)


---

LAURA  
COCCHIS

# EVELINA

UN USO DELLA LUCE DOLCE E SOFFUSA AI LIMITI DELL'EVANESCENTE. È QUESTA L'IDEA CHE HA GUIDATO LA DESIGNER NELL'IDEAZIONE DI EVELINA, UNA LAMPADA DAL DESIGN SEMPLICE CHE RICHIAMA FORME CONTEMPORANEE DELL'ILLUMINAZIONE DA ESTERNO. EVELINA È UNA LAMPADA CHE RIESCE A INSERIRSI IN MANIERA ARMONIOSA NEL PAESAGGIO CIRCOSTANTE, ESALTANDONE LE CARATTERISTICHE SENZA STRAVOLGERLE PUR RIMANENDO COMUNQUE L'ELEMENTO PRINCIPALE.

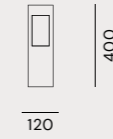
THE USE OF SOFT AND DIFFUSED LIGHT AT THE LIMITS OF THE EVANESCENT. THIS IS THE IDEA THAT GUIDED THE DESIGNER CREATING EVELINA, A POST WITH A CLEAN DESIGN THAT RECALLS CONTEMPORARY SHAPES OF OUTDOOR LIGHTING. EVELINA SUCCEEDS IN FITTING HARMONIOUSLY WITHIN THE LANDSCAPE, ENHANCING ITS CHARACTERISTICS WITHOUT DISTORTING THEM AND STILL REMAINING THE MAIN FOCUS.






**V1C16**

LED 13W 3000K - IP65

**V3C17**

LED 8.7W 3000K - IP65

**V2C16**

LED 13W 3000K - IP65

## Evelina

### FINITURE / FINISHES

---

● Marrone antico  
Antique brown

### Accessorio / Optional

**VK1** - STAFFA CON PICCHETTO H. 430 / BRACKET WITH GROUND SPIKE H. 430 (V1C16 - V2C16)

**VK2** - STAFFA CON PICCHETTO H. 250 / BRACKET WITH GROUND SPIKE H. 250 (V3C17)



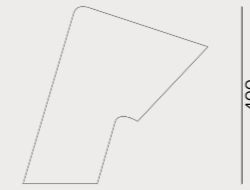
---

**CHRISTIAN  
PICCOLO**

# GAME

GRAZIE ALLA SUA PARTICOLARE FORMA, GAME IMPONE IL SUO CARATTERE RIGOROSO E RACCONTA COME L'ERA DEL FERRO ABBA EVOLUTO IL PROPRIO STILE ORIGINARIO INTEGRANDOLO A NUOVI E RIQUALIFICATI SPAZI METROPOLITANI. FORME COMPATTE DALLA SEMPLICE ELEGANZA PER DEFINIRE GLI SPAZI ESTERNI. ROBUSTEZZA E TECNOLOGIA LED SI SPOSANO PERFETTAMENTE PER ILLUMINARE SOBRIAMENTE IL CAMMINO NEL RIGOROSO RISPETTO DELL'AMBIENTE.

THANKS TO ITS PECULIAR SHAPE, GAME IMPOSES ITS RIGOROUS CHARACTER AND TELLS HOW THE IRON AGE HAS EVOLVED ITS ORIGINAL STYLE INTEGRATING IT WITH NEW AND UP TO DATE METROPOLITAN SPACES. COMPACT REFINED SHAPES TO DESIGN OUTDOOR AREAS. STURDINESS AND TECHNOLOGY PERFECTLY MATCH IN GAME TO SOFTLY LIGHTEN YOUR PATH WHILE RESPECTING THE ENVIRONMENT WITH POWER EFFICIENT LED SOURCE AND DIRECT LOW LIGHT.



400

**W1C1**

LED 23W E27 FLUO - IP65

**W1C3**

LED 15W 3000K - IP65

## Game

### FINITURE / FINISHES

---

 Marrone antico  
Antique brown


---

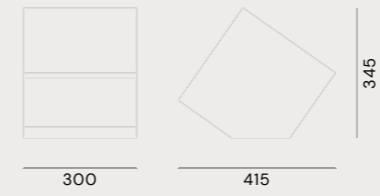
CHRISTIAN  
PICCOLO

# INBOX - OUTBOX

FORME SCULTOREE, GEOMETRIE RIGOROSE CHE EMERGONO DAL TERRENO IN UN VOLUTO GIOCO DI CONTRAPPOSIZIONE ALLE FORME ORGANICHE DELLA NATURA. LA PARTICOLARE FORMA INCLINATA VERSO IL BASSO ED IL SISTEMA DI FISSAGGIO AL SUOLO DETERMINANO LA PROIEZIONE DELLA LUCE COME QUASI A SFIORARE IL SUOLO.

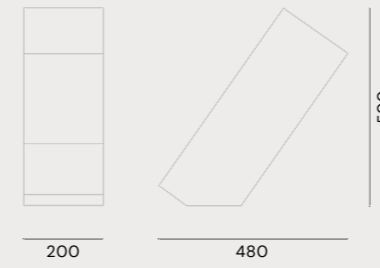
SCULPTURAL SHAPES, RIGOROUS GEOMETRIES EMERGE FROM THE GROUND IN A DESIRED CONTRAST WITH THE ORGANIC FORMS OF NATURE. THE LOCKING IT TO THE GROUND AND THE PECULIAR SHAPE OF THE DIFFUSER INCLINED DOWNWARDS, DETERMINE THE PROJECTION OF LIGHT AS IF IT WAS JUST SOFTLY TOUCHING THE GROUND.





**X1C5**

LED 20W 3000K - IP65



**X2C5**

LED 20W 3000K - IP65



## Inbox outbox

### FINITURE / FINISHES

● Marrone antico  
Antique brown

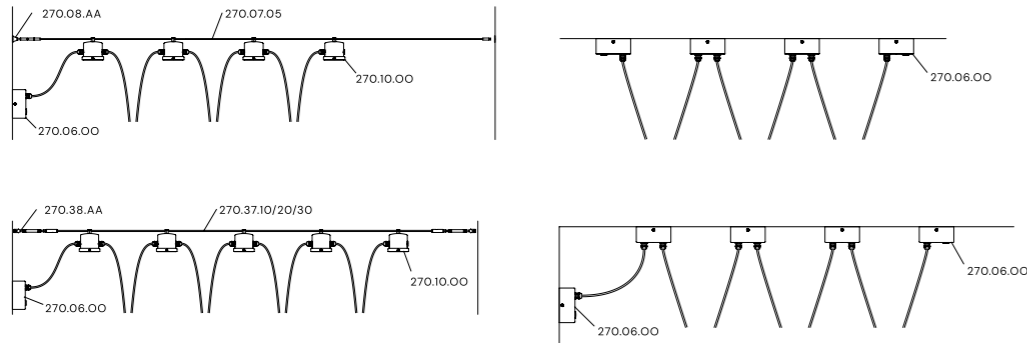
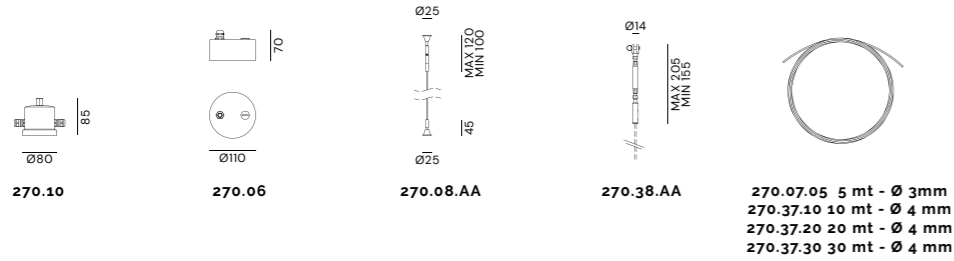
### Accessorio / Optional

XK1 - STAFFA CON PICCHETTO H. 430 / BRACKET WITH GROUND SPIKE H. 430 (X1C5)

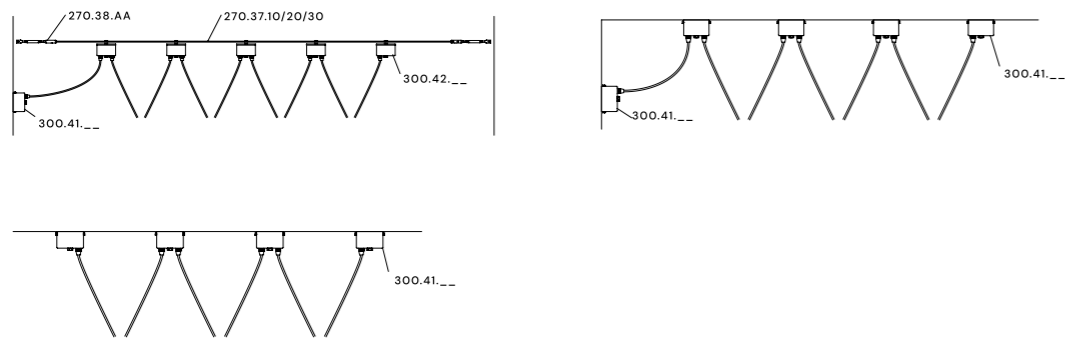
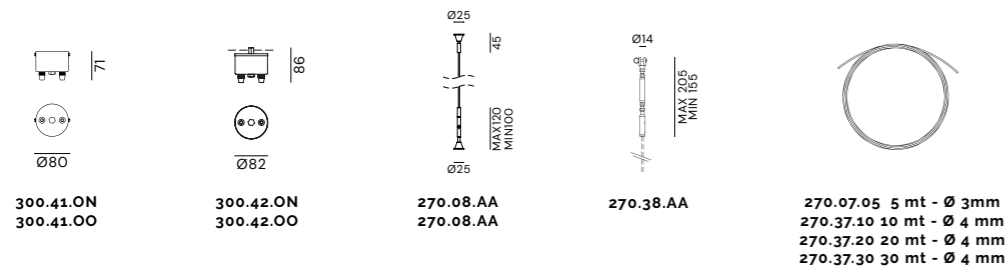
XK2 - STAFFA CON PICCHETTO H. 430 / BRACKET WITH GROUND SPIKE H. 430 (X2C5)

# ACCESSORI & ESEMPI ACCESSORIES & EXAMPLES

## Drop

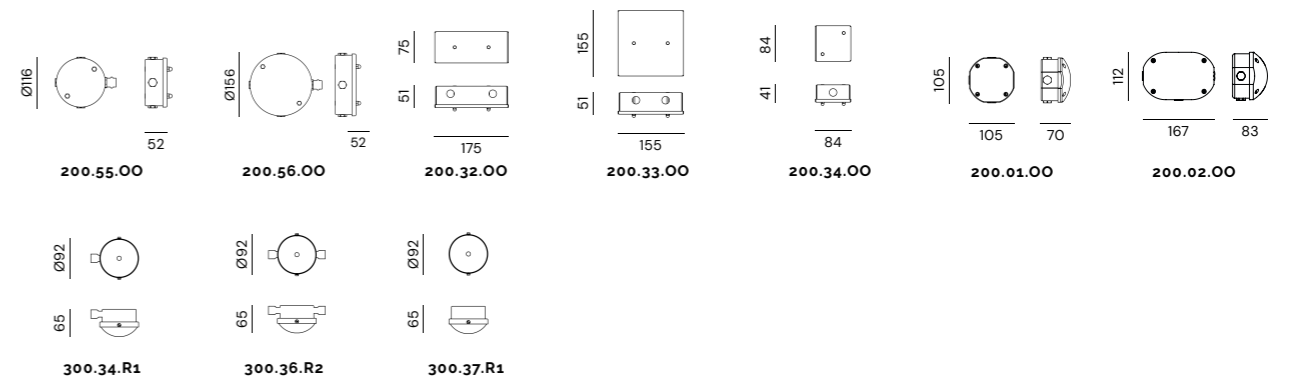


## Alchimia

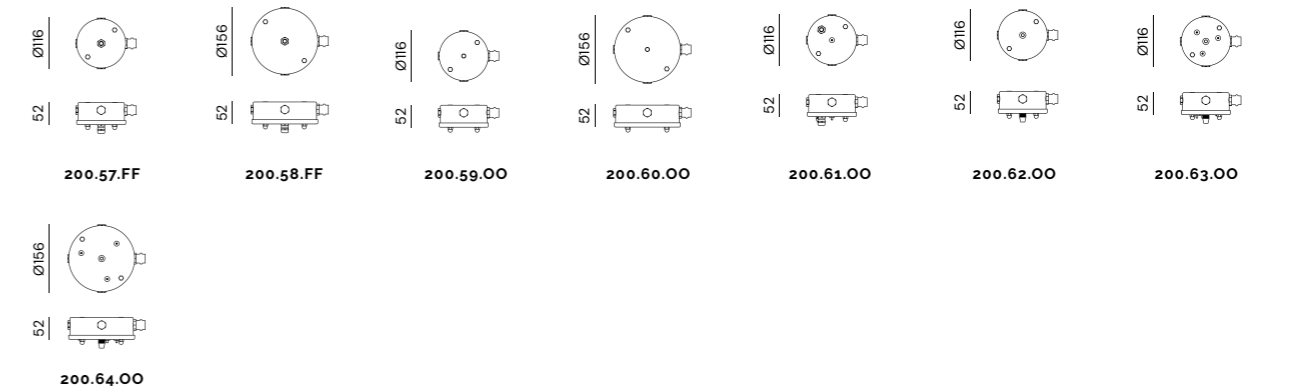


## Canaline

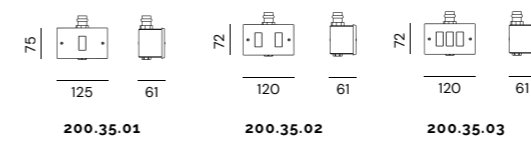
### SCATOLE DI DERIVAZIONE / JUNCTION BOXES



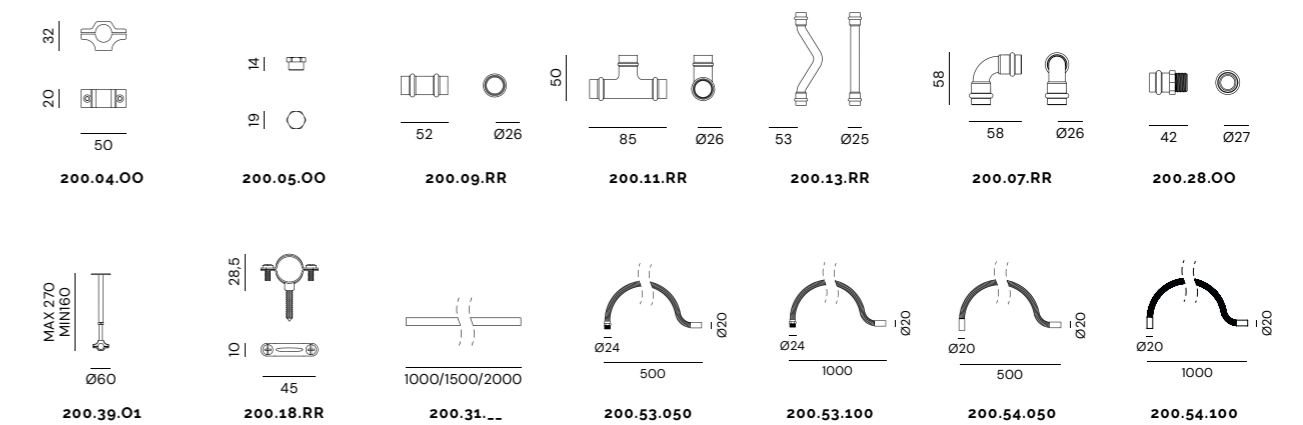
### ROSONI - SCATOLE DI DERIVAZIONE / CANOPIES - JUNCTION BOXES



### SCATOLE INTERRUTORI / WALL BOXES FOR SWITCHES



### ACCESSORI / ACCESSORIES



# MANUTENZIONE MAINTENANCE



## RAEE (Rifiuti Apparecchiature Elettriche ed Elettroniche) WEEE (Waste Electrical and Electronic Equipment)

Il simbolo RAEE utilizzato per questo prodotto indica che quest'ultimo non può essere trattato come rifiuto, per maggiori informazioni sul riciclaggio di questo prodotto, rivolgersi all'ufficio competente del proprio ente prodotto.

The use of the WEEE symbol indicates that this product may not be treated as household waste. By ensuring this product is disposed of correctly, you will help protect the environment. For more detailed information about the recycling of this product, please contact your local authority, your household waste disposal service provider or the shop where you purchased the product.

## Apparecchi da esterno in ottone anticato o rame - Brass or copper outdoor luminaires

I metalli vengono sottoposti ad un trattamento di ossidazione accelerata che conferisce una particolare patina di invecchiamento, che noi definiamo "anticato". L'ossidazione degli apparecchi continua nel tempo portando l'apparecchio ad una "maturazione" in base agli agenti atmosferici della zona, acquisendo un colore più scuro tipico di un'ossidazione naturale.

Metals undergo an accelerated oxidation treatment that gives a particular ageing coating, called "anticato". The oxidation process of the devices lasts over time reaching a maturation level due to weathering agents of the area, by acquiring a typical natural oxidation dark colour.

## Apparecchi da esterno in ferro anticato - Antique iron outdoor luminaires

L'azienda esegue un trattamento di verniciatura trasparente che rallenta il processo di ossidazione

The company adds a layer of transparent paint that slows down oxidation process.



## Pulizia - Cleaning

Prima di effettuare qualsiasi operazione di pulizia o di manutenzione, spegnere l'apparecchio e disinserire il collegamento alla rete di alimentazione elettrica e lasciare riposare fino al raffreddamento dello stesso.

Before carrying out any cleaning or maintenance, switch off the appliance and disconnect from the electrical distribution network and let stand until it has cooled.

## Apparecchi verniciati - Painted luminaires

Utilizzare esclusivamente un panno morbido eventualmente inumidito con acqua e sapone.

Only use a soft cloth moistened with water and mild soap.

## Apparecchi in ottone e rame - Brass and copper luminaires

Utilizzare un panno morbido e cera liquida.

Only use a soft cloth and liquid wax.

## ATTENZIONE - WARNING

Non utilizzare alcool o solventi per la pulizia.  
Non rimuovere le apposite etichette adesive che contengono tutte le necessarie informazioni tecniche.

Do not use alcohol or solvents when cleaning.  
Do not remove the labels affixed which contain important technical specifications of the lighting fixture.



## Versioni LED - LED versions

La sorgente luminosa non può essere sostituita dal cliente. Per informazioni contattare Il Fanale Group s.r.l.

The light source cannot be replaced by the client. For information contact Il Fanale Group s.r.l.

## Nota - Note

Il Fanale Group srl si riserva il diritto di sospendere la produzione in qualunque momento e senza preavviso di qualsiasi articolo e, ferme restando le caratteristiche dei modelli descritti, di apportare variazioni di prezzo, modifiche di parti e dettagli che per qualsiasi esigenza di carattere produttivo ritenesse opportuno.

Per qualsiasi controversia viene riconosciuta la competenza esclusiva dell'autorità giudiziaria di Treviso.

Il Fanale Group srl reserves the right to suspend any product from the production range without notification. Moreover it reserves the right to make any change (prices, technical details) without prior notice, maintaining the essential characteristics of the article should the need arise for its improvement. Any disputes arising out of these terms of sale shall be exclusively settled by the court of Treviso, Italy.

<b>IP20</b>	Apparecchio ordinario. Ordinary.
<b>IP3X</b>	Apparecchio a prova di penetrazione di corpi solidi di diametro superiore a 2,5 mm. Protected against solid objects greater than 2,5 mm.
<b>IP4X</b>	Apparecchio a prova di penetrazione di corpi solidi di diametro superiore a 1 mm. Protected against solid objects greater than 1 mm.
<b>IP5X</b>	Apparecchio protetto contro la polvere. Dust-proof.
<b>IP6X</b>	Apparecchio totalmente protetto contro la polvere. Dust-light.
<b>IPX1</b>	Apparecchio protetto contro lo stillicidio. Drip-proof.
<b>IPX3</b>	Apparecchio protetto contro la pioggia. Rain-proof.
<b>IPX4</b>	Apparecchio protetto contro gli spruzzi. Splash-proof.
<b>IPX5</b>	Apparecchio protetto contro i getti d'acqua. Jet-proof.
<b>IPX6</b>	Apparecchio protetto contro i getti d'acqua in pressione. Powerful water jet-proof.
<b>IPX7</b>	Apparecchio stagno all'immersione. Watertight (immersible).
<b>IPX8</b>	Apparecchio stagno alla sommersione. Pressure-watertight (immersible).

E27						
LED		7w 470lm 25.000 h	12 w 806 lm 25.000 h	13 w 1055 lm 25.000 h	18 w 1521 lm 25.000 h	
FLUORESCENTE COMPATTA COMPACT FLUORENSCENTY		9w 425lm 12.000 h	16 w 860 lm 12.000 h	20 w 1140 lm 12.000 h	23 w 1320 lm 12.000 h	stick 33 w 2250 lm 15.000 h
ALOGENA HALOGEN		30w 405lm 2.000 h	46 w 700 lm 2.000 h	57 w 915 lm 2.000 h	77 w 1320 lm 2.000 h	116 w 2135 lm 2.000 h

E27 PAR20		
LED		5.5w 2000 cd 40.000 h
ALOGENA HALOGEN		50w 1000 cd 2.000 h

E27 PAR30		
LED		9w 1800 cd 40.000 h
ALOGENA HALOGEN		75w 2200 cd 2.000 h

E14				
LED		4w 250 lm 25.000 h	6w 470 lm 25.000 h	
FLUORESCENTE COMPATTA COMPACT FLUORENSCENTY		6w 235 lm 10.000 h	9w 430 lm 10.000 h	
ALOGENA HALOGEN		20w 235 lm 2.000 h	30w 405 lm 2.000 h	46w 700 lm 2.000 h

G9					
LED		2.5w 200 lm 15.000 h	4w 350 lm 15.000 h		
ENERGY-SAVING HALOGEN LAMPS		20w 235 lm 2.000 h	33w 460 lm 2.000 h	48w 740 lm 2.000 h	60w 980 lm 2.000 h

GU10				
LED		(nominal) 4w 230lm 15.000 h	(nominal) 5.5w 350lm 15.000 h	
ALOGENA HALOGEN		(nominal) 35w 200lm 2.000 h	(nominal) 50w 330lm 2.000 h	

GU 5.3				
LED		(nominal) 7w 385lm 15.000 h	(nominal) 10 w 490lm 15.000 h	
ALOGENA HALOGEN		(nominal) 35w 500lm 4.000 h	(nominal) 50w 775lm 4.000 h	

2G10				
FLUORESCENTE COMPATTA COMPACT FLUORENSCENTY		18w 1100 lm 13.000 h	24 w 1700 lm 13.000 h	36 w 2800 lm 13.000 h

Gx 5.3				
LED		5w 350 lm 30.000 h		
FLUORESCENTE COMPATTA COMPACT FLUORENSCENTY		9w 350 lm 10.000 h		

**GRAPHIC DESIGN**

/àr o/ studio

**PHOTOGRAPHY**

Beppe Brancato

COVER

PAG 1 - 17 - 206 - 233 - 336

**COLORS**

Cappelli Arti Grafiche Srl

**MADE AND PRINTED**

Grafiche Antiga

Italy, February 2020

**IL FANALE GROUP SRL**

Via Bredariol 15

San Biagio di Callalta (TV)

31048 - Italy

Tel. +39 0422895200

Fax. +39 0422895110

[info@ilfanale.com](mailto:info@ilfanale.com)

[www.ilfanale.com](http://www.ilfanale.com)



